



8165 E. Kaiser Blvd. Anaheim, CA 92808  
www.lightlaboratory.com

# Photometric Test Report

**IES FLOOD REPORT**  
**PHOTOMETRIC FILENAME : L1123105115.IES**

## DESCRIPTIVE INFORMATION (From Photometric File)

IESNA:LM-63-2002  
[TEST] L1123105115  
[TESTLAB] LIGHT LABORATORY, INC. (www.lightlaboratory.com)  
[ISSUEDATE] 3/14/2024  
[MANUFAC] USTE dba Vista Professional Outdoor Lighting  
[LUMCAT] 1050-WF-B  
[LUMINAIRE] 1050 (0.5ft), Wide Flood, High Power, White output  
[BALLASTCAT] Forzlux PS14-350C-DUALDIM-UNV-PP, QTY:1  
[OTHER] INDICATING THE CANDELA VALUES ARE ABSOLUTE AND  
[MORE] SHOULD NOT BE FACTORED FOR DIFFERENT LAMP RATINGS.  
[INPUT] 120VAC  
[TEST PROCEDURE] IESNA:LM-79-19

Note: Candela values converted from Type-C to Type-B

## CHARACTERISTICS

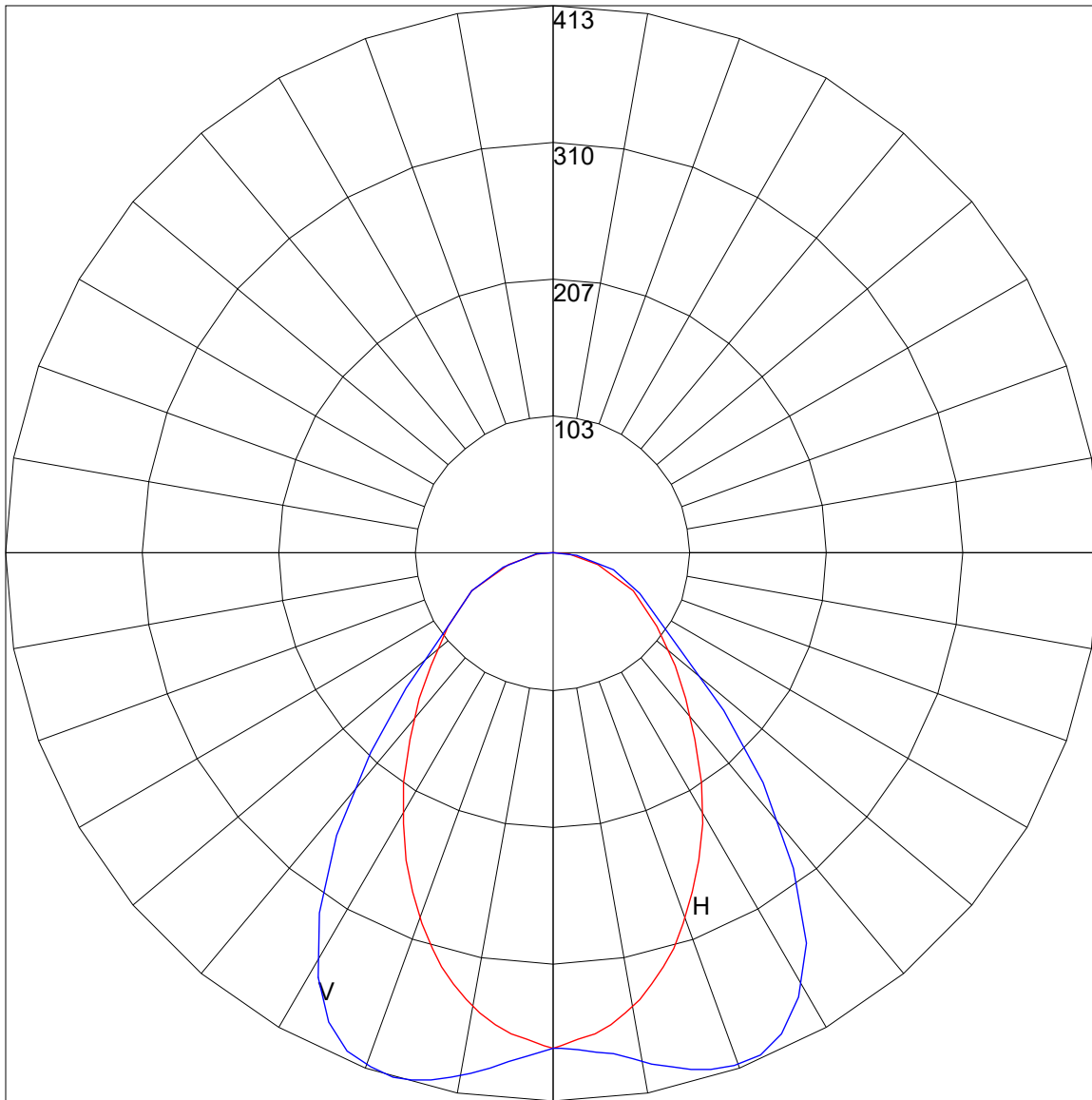
NEMA Type	7 H x 7 V
Maximum Candela	413
Maximum Candela Angle	-1H -17V
Horizontal Beam Angle (50%)	70.8
Vertical Beam Angle (50%)	87.2
Horizontal Field Angle (10%)	143.8
Vertical Field Angle (10%)	151.4
Lumens Per Lamp	N.A. (absolute)
Total Lamp Lumens	N.A. (absolute)
Beam Lumens	484
Beam Efficiency	N.A.
Field Lumens	788
Field Efficiency	N.A.
Spill Lumens	35
Luminaire Lumens	823
Total Efficiency	N.A.
Total Luminaire Watts	10.2
Ballast Factor	1.00

**IES FLOOD REPORT**  
**PHOTOMETRIC FILENAME : L1123105115.IES**

**AXIAL CANDELA**

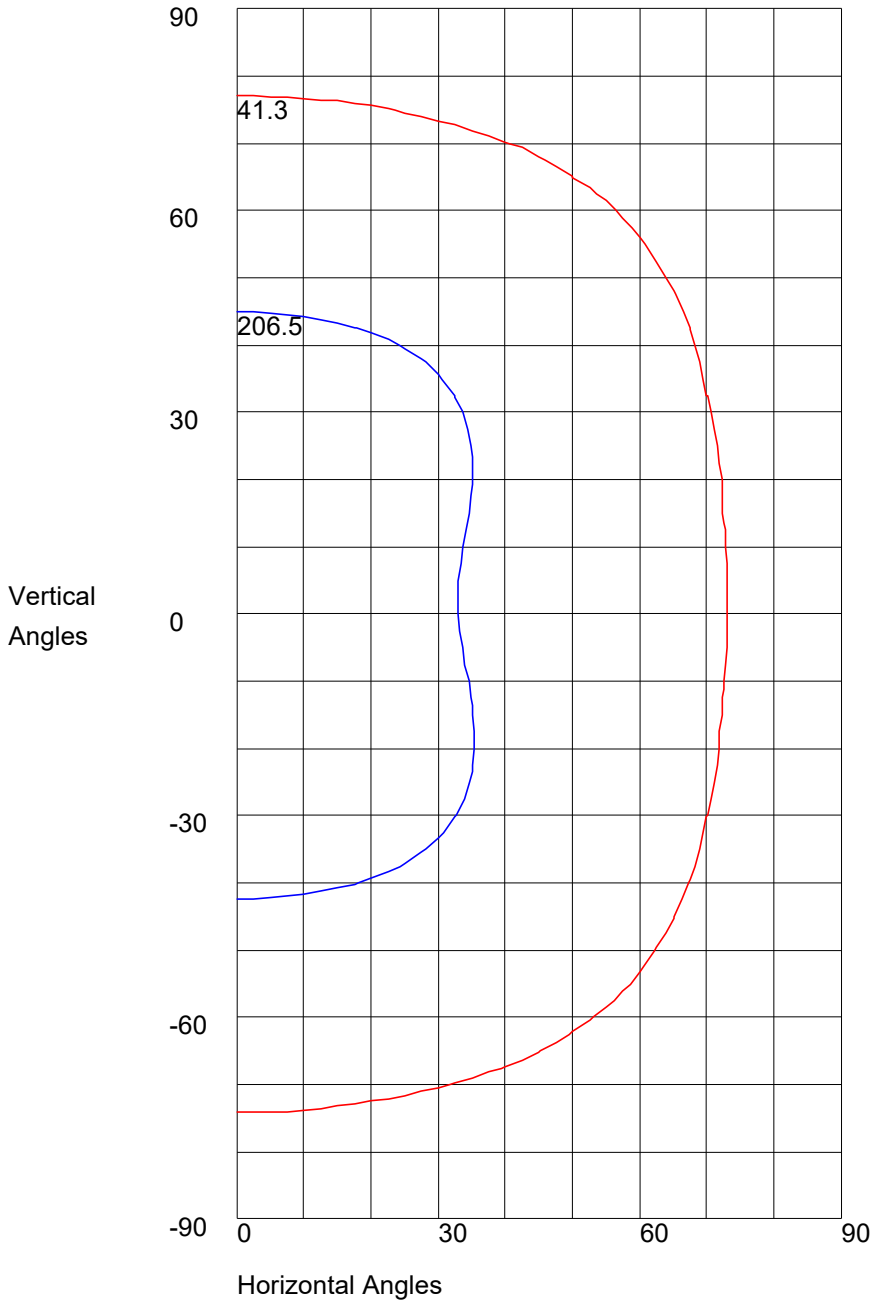
DEG.	HOR.	DEG.	VERT.
90	0	90	0
85	12	85	18
75	35	75	48
65	67	65	73
55	96	55	108
47.5	125	47.5	175
42.5	149	42.5	235
37.5	177	37.5	299
33	206	33	351
29	233	29	383
25.5	257	25.5	402
22.5	276	22.5	410
19.5	296	19.5	410
17	312	17	407
15	323	15	403
13	333	13	397
11	343	11	392
9	351	9	386
7	358	7	380
5	364	5	378
3	367	3	375
1	371	1	373
0	373	0	373
-1	371	-1	375
-3	367	-3	380
-5	364	-5	385
-7	358	-7	391
-9	351	-9	397
-11	343	-11	403
-13	333	-13	408
-15	323	-15	411
-17	312	-17	413
-19.5	296	-19.5	411
-22.5	276	-22.5	406
-25.5	257	-25.5	392
-29	233	-29	366
-33	206	-33	324
-37.5	177	-37.5	268
-42.5	149	-42.5	204
-47.5	125	-47.5	150
-55	96	-55	97
-65	67	-65	67
-75	35	-75	39
-85	12	-85	13
-90	0	-90	0

AXIAL CANDELA DISPLAY



Maximum Candela = 413 Located At Horizontal Angle =-1, Vertical Angle =-17  
H - Horizontal Axial Candela  
V - Vertical Axial Candela

ISOCANDELA CURVES



Maximum Candela = 413 Located At Horizontal Angle =-1, Vertical Angle =-17  
50% Maximum Candela = 206.5  
10% Maximum Candela = 41.3



8165 E Kaiser Blvd. Anaheim, CA 92808  
www.lightlaboratory.com

Report No: L1123105115



**Report No:** L1123105115  
**Report Prepared For:** USTE dba Vista Professional Outdoor Lighting  
1625 Surveyor Ave., Simi Valley CA 93063  
**Model Number:** 1050-WF-B  
**Test:** Photometric/Colorimetric/Electrical Test

**Issue Date:** 3/14/2024  
**Reference:** N/A  
**Amendment:** N/A

**Standards Used:** Appropriate part or all test guidelines were used for test performed:  
*IESNA LM79: 2019* Approved Methods for Electrical and Photometric Measurements of Solid-State Lighting Products  
*ANSI NEMA ANSLG C78.377: 2017* Specification of the Chromaticity of Solid State Lighting Products  
*ANSI C82.77-10:2014:* Harmonic Emission Limits-Related Quality Requirements for Lighting Equipment

**Description of Sample:** Client submitted the sample. Received in working and undamaged condition. No modifications were necessary.

**Special Test Condition:** Fixture is tested with no special conditions.

**Date of Tests:** 3/14/24

**Seasoning of Sample:** No seasoning was performed in accordance with IESNA LM-79.

**Equipment List**

Equipment Used	Model No	Stock No	Calibration Due Date
Chroma Programmable AC Source	61604	PS-AC02	--
Yokogawa Digital Power Meter	WT210	MT-EL06-S4	4/7/25
HP Power Supply	6032A	PS-DC05-S2	--
Fluke Digital Thermometer	52K/J	MT-TP05	5/24/25
LLI Type C Goniophotometer System	RMG-C-MKII	CD-LL04-GC	--
LLI 2M Sphere	2MR97	CD-SN03-S2	--
LLI Spectroradiometer	SPR-3000	MT-SC01-S2	Before Use

**General Information**

<b>Manufacturer:</b>	USTE dba Vista Professional Outdoor Lighting
<b>Model Number:</b>	1050-WF-B
<b>Driver Model Number:</b>	Forzlux PS14-350C-DUALDIM-UNV-PP, QTY:1

**Test Summary**

<b>Total Lumens:</b>	823.00
<b>Efficacy:</b>	80.72
<b>Color Redering Index:</b>	82.6
<b>Correlated Color Temperature:</b>	3094
<b>Input Voltage (VAC/60Hz):</b>	120.05
<b>Input Current (Amp):</b>	0.0862
<b>Input Power (W):</b>	10.20
<b>Input Power Factor:</b>	0.9855
<b>Current ATHD (%):</b>	12.7%

**Test Condition**

<b>Ambient Temperature (°C):</b>	25.0
<b>Stabilization Time (Hours):</b>	0:30
<b>Total Operating Time (Hours):</b>	1:10


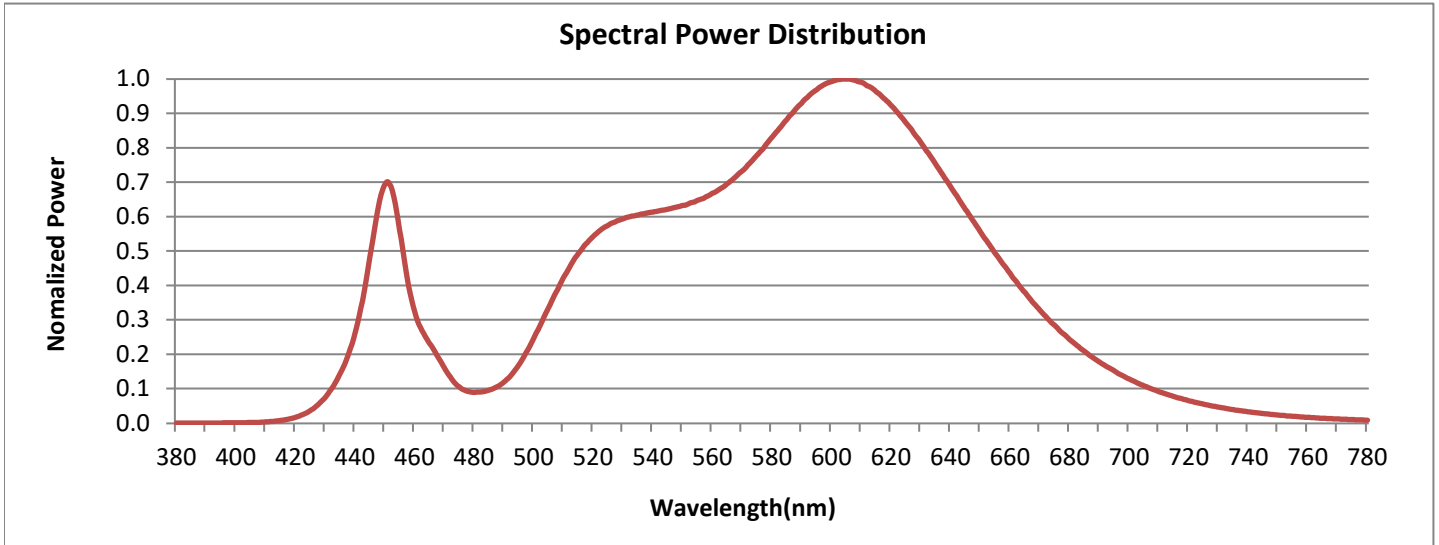


FIG. 1 LUMINAIRE

**Colorimetry Test Results**

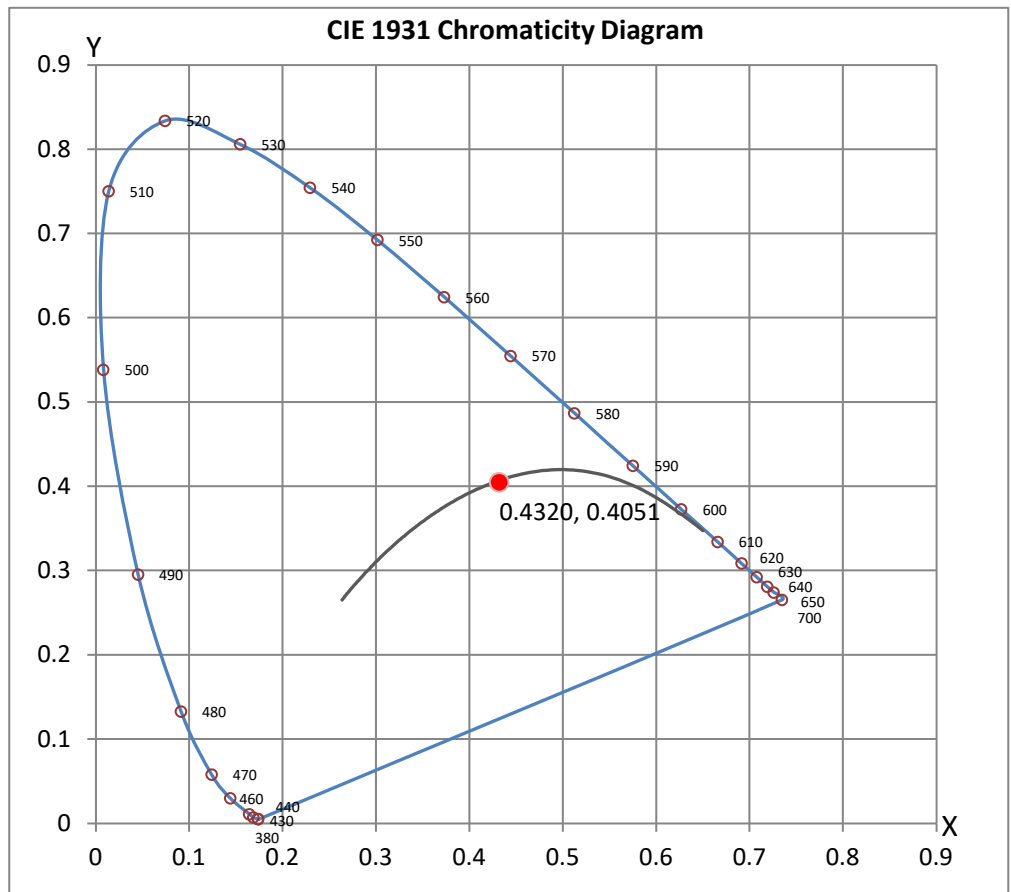


**CRI & CCT**

x	0.4320
y	0.4051
u'	0.2470
v'	0.5211
CRI	82.60
CCT	3094
Duv	0.00112

**R Values**

R1	82.04
R2	87.79
R3	93.05
R4	84.10
R5	81.36
R6	84.87
R7	85.24
R8	62.00
R9	8.37
R10	71.18
R11	84.53
R12	60.65
R13	83.25
R14	95.40
R15	74.22



## Test Methods

### Photometric Measurements - Goniophotometer

A Custom Light Laboratory Type C Rotating Mirror Goniophotometer was used to measure candelas(intensity) at each angle of distribution as defined by IESNA for the appropriate fixture type.

Ambient temperature is set to 25°C and is measured from the center of the fixture, within 1ft from the outside of the fixture. Temperature is maintained at 25°C throughout the testing process and the sample is stabilized for at least 30mins and longer as necessary for the sample to achieve stabilization.

Electrical measurements are measured using the listed equipment.

### Spectral Measurements - Integrating Sphere

A Sensing Spectroradiometer SPR-3000, in conjunction with Light Laboratory 2 meter integrating sphere was used to measure chromaticity coordinates, correlated color temperature(CCT) and the color rendering index(CRI) for each sample.

Ambient temperature is set to 25°C and is measured from the center of the fixture, within 1ft from the outside of the fixture. Temperature is maintained at 25°C throughout the testing process and the sample is stabilized for at least 30mins and longer as necessary for the sample to achieve stabilization.


Electrical measurements are measured using the listed equipment.

### Disclaimers:

The results related only to the samples as received and tested. This report must not be used by the customer to claim product certification, approval or endorsement by NVLAP, NIST or any agency of the Federal Government.

Report Prepared by :                     JG                    

Test Report Reviewed by:



Steve Kang  
Quality Assurance

*\*Attached are photometric data reports.*