



8165 E Kaiser Blvd. Anaheim, CA 92808
www.lightlaboratory.com

Report No: L072310301



Report No: L072310301
Report Prepared For: USTE dba Vista Professional Outdoor Lighting
1625 Surveyor Ave., Simi Valley CA 93063
Model Number: 1054-X-VF-30-A-MV-ND
Test: Photometric/Colorimetric/Electrical Test

Issue Date: 8/1/2023
Reference: N/A
Amendment: N/A

Standards Used: Appropriate part or all test guidelines were used for test performed:
IESNA LM79: 2019 Approved Methods for Electrical and Photometric Measurements of Solid-State Lighting Products
ANSI NEMA ANSLG C78.377: 2017 Specification of the Chromaticity of Solid State Lighting Products
ANSI C82.77-10:2014: Harmonic Emission Limits-Related Quality Requirements for Lighting Equipment

Description of Sample: Client submitted the sample. Received in working and undamaged condition. No modifications were necessary.

Special Test Condition: Fixture is tested with no special conditions.

Date of Tests: 7/31/23

Seasoning of Sample: No seasoning was performed in accordance with IESNA LM-79.

Equipment List

Equipment Used	Model No	Stock No	Calibration Due Date
Chroma Programmable AC Source	61604	PS-AC02	--
Yokogawa Digital Power Meter	WT210	MT-EL06-S4	4/7/25
HP Power Supply	6032A	PS-DC05-S2	--
Fluke Digital Thermometer	52K/J	MT-TP05	5/24/25
LLI Type C Goniophotometer System	RMG-C-MKII	CD-LL04-GC	--
LLI 2M Sphere	2MR97	CD-SN03-S2	--
LLI Spectroradiometer	SPR-3000	MT-SC01-S2	Before Use

General Information

Manufacturer:	USTE dba Vista Professional Outdoor Lighting
Model Number:	1054-X-VF-30-A-MV-ND
Driver Model Number:	ERP PSB30W-1050-27.5

Test Summary

Total Lumens:	5990.00
Efficacy:	107.92
Color Redering Index:	82.4
Correlated Color Temperature:	3051
Input Voltage (VAC/60Hz):	120.00
Input Current (Amp):	0.4711
Input Power (W):	55.50
Input Power Factor:	0.9818
Current ATHD (%):	12.7%

Test Condition

Ambient Temperature (°C):	25.0
Stabilization Time (Hours):	1:30
Total Operating Time (Hours):	2:10


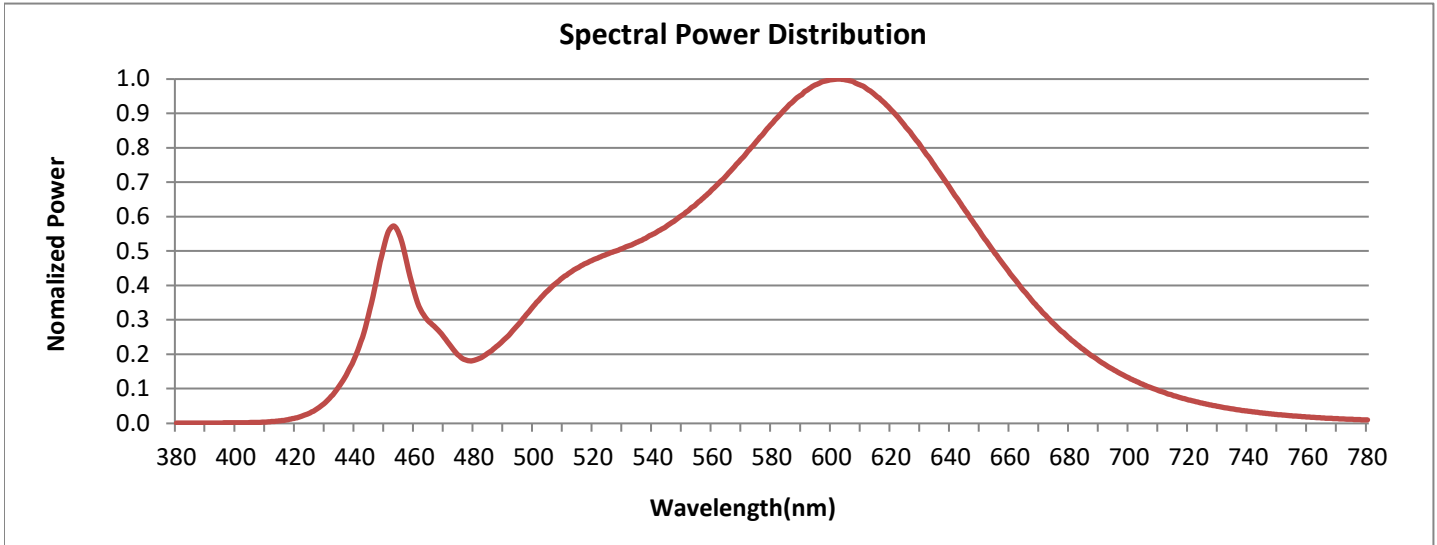


FIG. 1 LUMINAIRE

Colorimetry Test Results

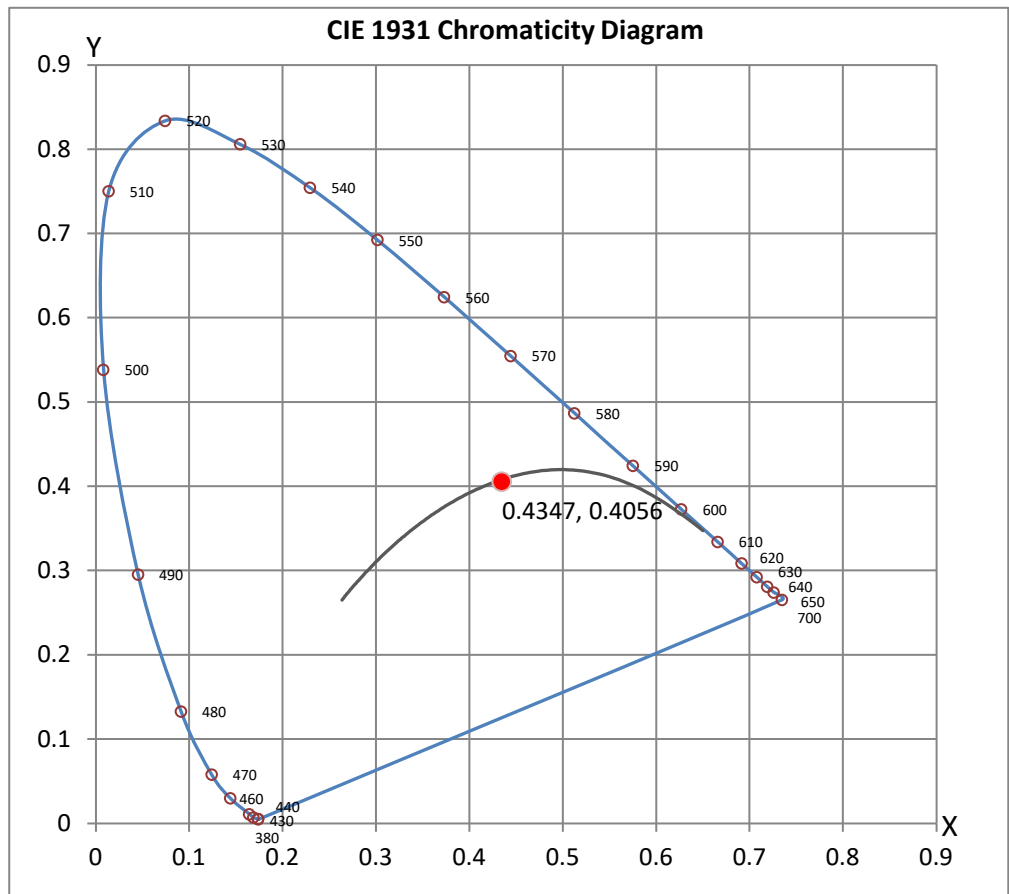


CRI & CCT

x	0.4347
y	0.4056
u'	0.2485
v'	0.5216
CRI	82.40
CCT	3051
Duv	0.00092

R Values

R1	80.49
R2	90.84
R3	96.19
R4	80.78
R5	81.31
R6	89.73
R7	82.13
R8	57.37
R9	3.45
R10	79.77
R11	80.66
R12	70.43
R13	82.93
R14	98.48
R15	72.28



Test Methods

Photometric Measurements - Goniophotometer

A Custom Light Laboratory Type C Rotating Mirror Goniophotometer was used to measure candelas(intensity) at each angle of distribution as defined by IESNA for the appropriate fixture type.

Ambient temperature is set to 25°C and is measured from the center of the fixture, within 1ft from the outside of the fixture. Temperature is maintained at 25°C throughout the testing process and the sample is stabilized for at least 30mins and longer as necessary for the sample to achieve stabilization.

Electrical measurements are measured using the listed equipment.

Spectral Measurements - Integrating Sphere

A Sensing Spectroradiometer SPR-3000, in conjunction with Light Laboratory 2 meter integrating sphere was used to measure chromaticity coordinates, correlated color temperature(CCT) and the color rendering index(CRI) for each sample.

Ambient temperature is set to 25°C and is measured from the center of the fixture, within 1ft from the outside of the fixture. Temperature is maintained at 25°C throughout the testing process and the sample is stabilized for at least 30mins and longer as necessary for the sample to achieve stabilization.

Electrical measurements are measured using the listed equipment.

Disclaimers:

The results related only to the samples as received and tested. This report must not be used by the customer to claim product certification, approval or endorsement by NVLAP, NIST or any agency of the Federal Government.

Report Prepared by : JG

Test Report Reviewed by:



Steve Kang
Quality Assurance

**Attached are photometric data reports.*



8165 E. Kaiser Blvd. Anaheim, CA 92808
www.lightlaboratory.com

Photometric Test Report

IES FLOOD REPORT
PHOTOMETRIC FILENAME : L072310301.IES

DESCRIPTIVE INFORMATION (From Photometric File)

IESNA:LM-63-2002
[TEST] L072310301
[TESTLAB] LIGHT LABORATORY, INC. (www.lightlaboratory.com)
[ISSUEDATE] 8/1/2023
[MANUFAC] USTE dba Vista Professional Outdoor Lighting
[LUMCAT] 1054-X-VF-30-A-MV-ND
[LUMINAIRE] LED LINEAR FLOODLIGHT-VERTICAL FLOOD
[BALLASTCAT] ERP PSB30W-1050-27.5
[OTHER] INDICATING THE CANDELA VALUES ARE ABSOLUTE AND
[MORE] SHOULD NOT BE FACTORED FOR DIFFERENT LAMP RATINGS.
[INPUT] 120VAC
[TEST PROCEDURE] IESNA:LM-79-19

Note: Candela values converted from Type-C to Type-B

CHARACTERISTICS

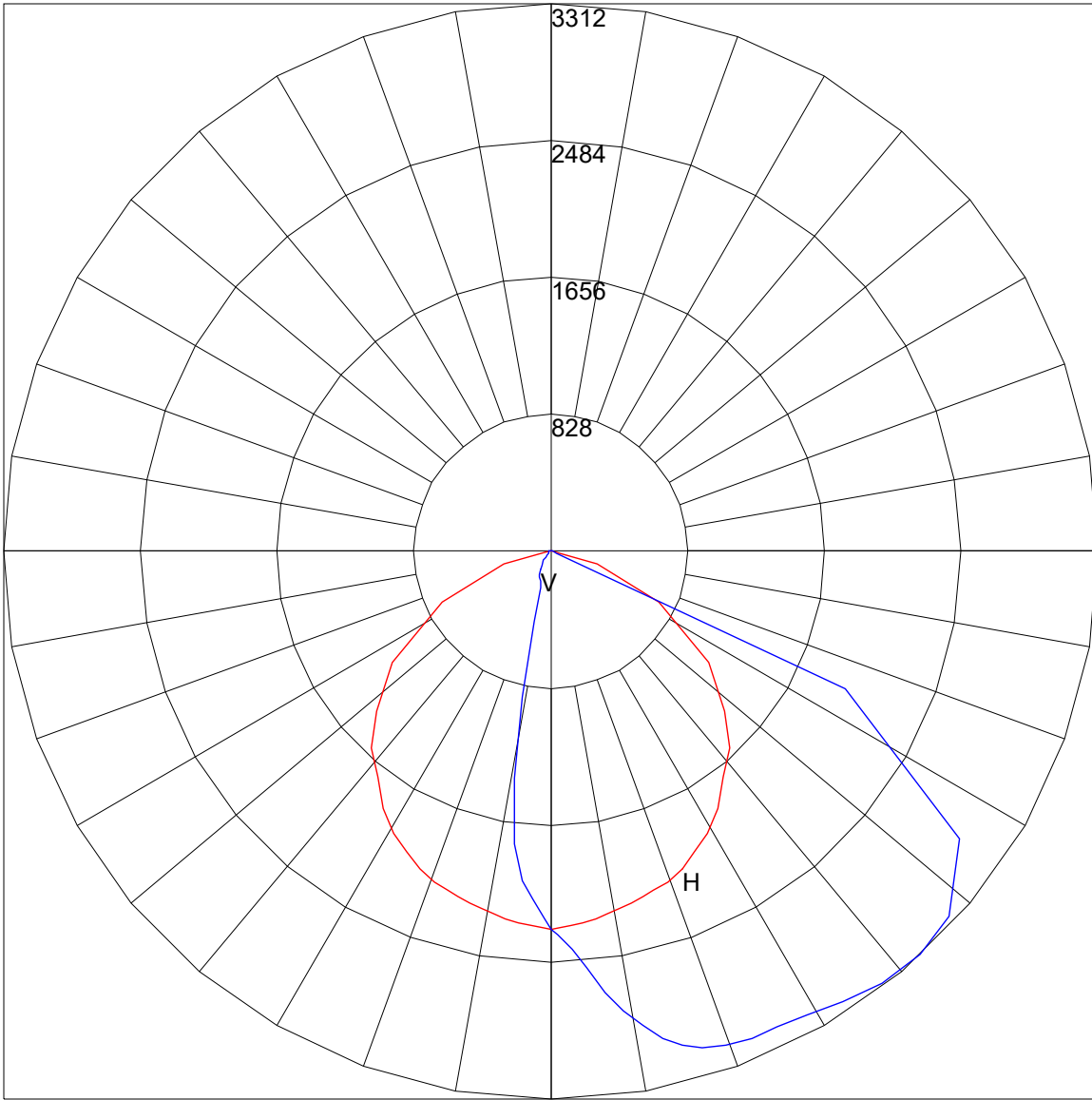
NEMA Type	7 H x 5 V
Maximum Candela	3312
Maximum Candela Angle	-3H 42.5V
Horizontal Beam Angle (50%)	105.7
Vertical Beam Angle (50%)	74.5
Horizontal Field Angle (10%)	148.6
Vertical Field Angle (10%)	87.7
Lumens Per Lamp	N.A. (absolute)
Total Lamp Lumens	N.A. (absolute)
Beam Lumens	4774
Beam Efficiency	N.A.
Field Lumens	5802
Field Efficiency	N.A.
Spill Lumens	188
Luminaire Lumens	5990
Total Efficiency	N.A.
Total Luminaire Watts	55.5
Ballast Factor	1.00

IES FLOOD REPORT
PHOTOMETRIC FILENAME : L072310301.IES

AXIAL CANDELA

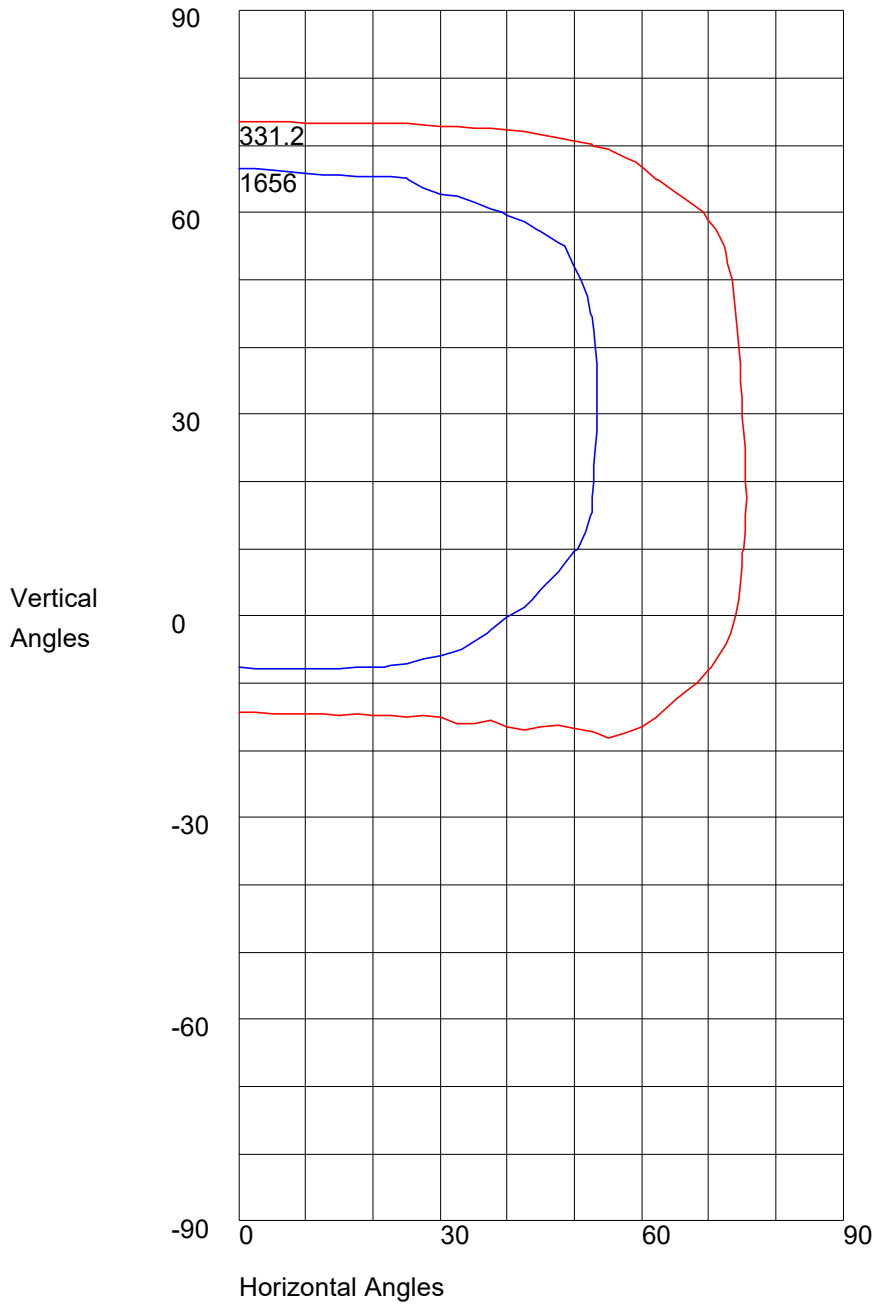
DEG.	HOR.	DEG.	VERT.
90	0	90	0
85	27	85	8
75	290	75	39
65	725	65	1969
55	1168	55	3024
47.5	1430	47.5	3271
42.5	1609	42.5	3307
37.5	1719	37.5	3291
33	1858	33	3245
29	1955	29	3203
25.5	2018	25.5	3189
22.5	2077	22.5	3190
19.5	2120	19.5	3169
17	2139	17	3137
15	2165	15	3095
13	2182	13	3022
11	2196	11	2924
9	2215	9	2812
7	2238	7	2686
5	2253	5	2524
3	2267	3	2408
1	2278	1	2321
0	2283	0	2283
-1	2278	-1	2225
-3	2267	-3	2110
-5	2253	-5	2004
-7	2238	-7	1782
-9	2215	-9	1389
-11	2196	-11	894
-13	2182	-13	438
-15	2165	-15	229
-17	2139	-17	209
-19.5	2120	-19.5	192
-22.5	2077	-22.5	173
-25.5	2018	-25.5	153
-29	1955	-29	128
-33	1858	-33	100
-37.5	1719	-37.5	71
-42.5	1609	-42.5	49
-47.5	1430	-47.5	34
-55	1168	-55	20
-65	725	-65	13
-75	290	-75	14
-85	27	-85	14
-90	0	-90	0

AXIAL CANDELA DISPLAY



Maximum Candela = 3312 Located At Horizontal Angle = -3, Vertical Angle = 42.5
H - Horizontal Axial Candela
V - Vertical Axial Candela

ISOCANDELA CURVES



Maximum Candela = 3312 Located At Horizontal Angle = -3, Vertical Angle = 42.5
50% Maximum Candela = 1656
10% Maximum Candela = 331.2