



8165 E. Kaiser Blvd. Anaheim, CA 92808
 www.lightlaboratory.com

Photometric Test Report

IES ROAD REPORT
PHOTOMETRIC FILENAME : L061805908.IES

DESCRIPTIVE INFORMATION (From Photometric File)

IESNA:LM-63-2002
 [TEST] L061805908
 [TESTLAB] LIGHT LABORATORY, INC. (www.lightlaboratory.com)
 [ISSUEDATE] 7/6/2018
 [MANUFAC] USTE, dba Vista Professional Outdoor Lighting
 [LUMCAT] 1505-AB-9LED-W
 [LUMINAIRE] Steplight, border door, clear lens, 9 LED
 [BALLASTCAT] THOMAS RESEARCH PRODUCTS LED20W-36-C0550
 [OTHER] INDICATING THE CANDELA VALUES ARE ABSOLUTE AND
 [MORE] SHOULD NOT BE FACTORED FOR DIFFERENT LAMP RATINGS.
 [INPUT] 120VAC, 17.34W
 [TEST PROCEDURE] IESNA:LM-79-08

CHARACTERISTICS

IES Classification	Type III
Longitudinal Classification	Very Short
Lumens Per Lamp	N.A. (absolute)
Total Lamp Lumens	N.A. (absolute)
Luminaire Lumens	740
Downward Total Efficiency	N.A. (absolute)
Total Luminaire Efficiency	N.A. (absolute)
Luminaire Efficacy Rating (LER)	43
Total Luminaire Watts	17.34
Ballast Factor	1.00
Upward Waste Light Ratio	0.16
Maximum Candela	647.45
Maximum Candela Angle	0H 60V
Maximum Candela (<90 Degrees Vertical)	647.45
Maximum Candela Angle (<90 Degrees Vertical)	0H 60V
Maximum Candela At 90 Degrees Vertical	207.84 (28.1% Luminaire Lumens)
Maximum Candela from 80 to <90 Degrees Vertical	254.16 (34.3% Luminaire Lumens)
Cutoff Classification (deprecated)	N.A. (absolute)

IES ROAD REPORT
PHOTOMETRIC FILENAME : L061805908.IES

LUMINAIRE CLASSIFICATION SYSTEM (LCS)

	Lumens	% Lamp	% Luminaire
FL - Front-Low (0-30)	3.1	N.A.	0.4
FM - Front-Medium (30-60)	320.0	N.A.	43.2
FH - Front-High (60-80)	238.4	N.A.	32.2
FVH - Front-Very High (80-90)	63.6	N.A.	8.6
BL - Back-Low (0-30)	< 0.05	N.A.	0.0
BM - Back-Medium (30-60)	0.0	N.A.	0.0
BH - Back-High (60-80)	0.0	N.A.	0.0
BVH - Back-Very High (80-90)	0.0	N.A.	0.0
UL - Uplight-Low (90-100)	46.4	N.A.	6.3
UH - Uplight-High (100-180)	68.9	N.A.	9.3
Total	740.4	N.A.	100.0
BUG Rating	B0-U3-G1		

ZONAL LUMEN SUMMARY

Zone	%
0-20	0
0-30	0.4
0-40	7.9
0-60	43.6
0-80	75.8
0-90	84.4
10-90	84.4
20-40	7.8
20-50	22.7
40-70	56
60-80	32.2
70-80	12
80-90	8.6
90-110	10.2
90-120	12.4
90-130	13.8
90-150	15.2
90-180	15.6
110-180	5.4
0-180	100

CANDELA TABULATION

Vert. Angles	Horizontal Angles									
	<u>0</u>	<u>5</u>	<u>10</u>	<u>15</u>	<u>20</u>	<u>25</u>	<u>30</u>	<u>35</u>	<u>40</u>	<u>45</u>
0.0	1.14	1.14	1.14	1.14	1.14	1.14	1.14	1.14	1.14	1.14
2.5	1.16	1.16	1.16	1.16	1.16	1.16	1.16	1.16	1.16	1.16
5.0	1.18	1.18	1.18	1.18	1.18	1.18	1.18	1.18	1.18	1.18
7.5	1.25	1.24	1.24	1.24	1.23	1.23	1.22	1.22	1.21	1.20
10.0	1.31	1.31	1.30	1.30	1.29	1.28	1.27	1.26	1.25	1.24
12.5	1.45	1.46	1.46	1.45	1.43	1.40	1.36	1.32	1.30	1.29
15.0	1.73	1.73	1.70	1.68	1.64	1.60	1.54	1.48	1.42	1.36
17.5	2.07	2.08	2.05	2.00	1.94	1.86	1.77	1.69	1.60	1.50
20.0	2.90	2.90	2.80	2.67	2.50	2.28	2.07	1.95	1.81	1.69
22.5	4.74	4.72	4.44	4.11	3.67	3.11	2.72	2.38	2.07	1.91
25.0	7.40	7.30	6.99	6.50	5.75	4.73	4.00	3.16	2.64	2.18
27.5	11.82	13.44	14.07	12.67	10.33	7.55	6.17	4.72	3.67	2.81
30.0	333.94	325.82	287.45	218.45	101.46	25.04	19.66	7.47	5.36	4.11
32.5	472.01	463.22	443.85	427.31	418.18	294.49	108.20	55.14	9.84	5.81
35.0	475.30	472.97	469.80	464.38	453.84	438.54	398.51	220.67	108.48	15.61
37.5	480.10	480.11	477.23	471.58	461.33	448.80	434.65	419.03	300.92	94.55
40.0	502.92	500.74	493.81	485.25	473.50	457.40	441.61	425.18	393.54	305.59
42.5	525.84	523.22	519.26	507.20	491.74	471.24	450.64	430.47	409.17	365.22
45.0	558.51	554.80	547.48	533.32	515.21	491.35	464.28	437.34	409.26	369.00
47.5	594.77	589.67	576.10	558.69	540.54	514.51	483.55	449.43	414.95	365.63
50.0	618.93	614.32	601.40	584.61	564.35	538.22	504.75	466.45	426.82	368.61
52.5	633.38	630.60	619.24	602.15	582.04	557.76	523.94	484.57	443.21	379.72
55.0	646.00	642.79	631.89	613.57	592.34	570.01	537.70	498.95	456.07	390.06
57.5	646.73	641.44	631.13	623.66	603.43	577.12	541.64	504.95	467.55	400.56
60.0	647.45	637.16	612.25	598.62	601.69	576.41	541.13	505.18	468.66	405.96
62.5	558.75	559.14	561.13	552.74	550.59	552.83	531.54	498.34	467.27	405.85
65.0	470.04	466.37	462.66	471.01	468.98	483.56	477.52	471.75	452.01	399.31
67.5	374.22	376.30	364.51	366.40	374.57	382.36	388.73	395.96	403.96	376.61
70.0	278.39	291.60	302.40	277.29	293.94	287.69	291.23	300.64	316.08	314.42
72.5	270.96	266.91	258.12	253.45	247.55	229.99	225.77	220.23	224.08	239.42
75.0	263.52	260.87	253.17	244.08	230.87	214.63	197.29	175.28	173.20	166.65
77.5	258.84	255.43	248.43	238.34	224.88	207.52	187.61	168.55	150.74	137.29
80.0	254.16	249.39	242.07	231.88	218.27	201.24	182.17	163.46	145.09	125.22
82.5	246.36	241.74	233.82	223.18	210.20	193.83	175.66	157.91	140.24	120.18
85.0	238.57	231.14	223.60	213.54	200.54	184.47	167.74	150.90	134.33	115.09
87.5	223.20	218.07	210.53	200.14	188.10	173.59	158.40	141.60	126.90	109.03
90.0	207.84	202.16	195.68	186.85	174.56	160.58	146.26	131.62	117.19	100.75
92.5	192.76	188.73	181.98	172.78	161.51	148.17	135.04	122.43	108.96	93.02
95.0	177.69	174.05	167.68	158.56	148.18	136.34	124.09	111.25	99.02	85.15
97.5	161.25	158.53	152.80	144.56	134.57	123.68	112.59	100.87	89.45	77.27
100.0	144.81	142.67	137.09	130.13	121.11	111.16	101.25	90.66	80.31	68.93
102.5	128.18	126.43	121.63	115.56	107.82	99.01	90.14	80.76	71.06	61.25
105.0	111.56	110.69	106.84	101.92	94.53	87.21	79.43	71.51	62.58	54.14
107.5	96.99	96.01	92.69	88.65	83.18	76.63	69.76	62.55	55.13	47.55
110.0	82.41	82.15	80.27	75.94	72.44	67.27	60.95	55.19	48.52	42.18
112.5	71.04	70.57	68.42	66.16	62.28	58.64	53.74	48.62	43.03	37.73
115.0	59.67	59.76	59.31	57.28	54.62	51.03	47.52	43.23	38.79	34.14
117.5	52.49	52.30	51.39	49.99	48.10	45.23	42.56	39.11	35.20	31.03
120.0	45.32	45.44	45.53	44.63	42.67	40.86	38.58	35.42	32.18	28.17
122.5	41.29	41.31	40.90	40.01	39.07	37.36	35.21	32.58	29.29	25.85
125.0	37.27	37.37	37.34	36.89	35.97	34.37	32.22	29.84	26.94	23.87
127.5	34.74	34.78	34.69	34.18	33.25	31.71	29.74	27.45	24.92	22.24
130.0	32.46	32.45	32.29	31.75	30.80	29.37	27.57	25.41	23.16	20.89

IES ROAD REPORT
PHOTOMETRIC FILENAME : L061805908.IES

CANDELA TABULATION - (Cont.)

132.5	30.49	30.44	30.21	29.65	28.72	27.39	25.70	23.71	21.77	19.84
135.0	28.76	28.72	28.40	27.84	26.92	25.63	24.04	22.38	20.69	19.06
137.5	27.14	27.07	26.79	26.20	25.29	24.11	22.72	21.27	19.74	17.83
140.0	25.72	25.61	25.28	24.67	23.83	22.80	21.60	20.28	18.77	16.79
142.5	24.20	24.11	23.82	23.31	22.58	21.67	20.62	19.44	17.56	16.06
145.0	22.89	22.81	22.55	22.10	21.43	20.65	19.66	18.11	16.71	15.33
147.5	21.71	21.62	21.38	20.97	20.40	19.51	18.27	17.18	15.94	14.51
150.0	20.53	20.43	20.14	19.62	18.92	18.14	17.32	16.25	15.04	12.91
152.5	18.88	18.79	18.59	18.22	17.75	17.08	16.17	14.89	12.72	9.52
155.0	17.63	17.54	17.29	16.86	16.30	15.61	13.52	11.69	8.83	5.46
157.5	15.70	15.70	14.70	13.53	12.06	10.39	9.02	7.12	5.38	5.04
160.0	8.47	8.58	8.29	7.91	7.35	6.42	5.45	5.18	4.89	4.43
162.5	5.57	5.57	5.48	5.37	5.22	5.04	4.83	4.50	4.12	3.71
165.0	4.77	4.77	4.68	4.56	4.40	4.19	3.95	3.68	3.41	3.11
167.5	3.73	3.74	3.68	3.60	3.49	3.35	3.18	2.98	2.81	2.65
170.0	2.90	2.90	2.87	2.83	2.77	2.70	2.61	2.51	2.39	2.27
172.5	2.35	2.35	2.33	2.30	2.26	2.20	2.14	2.06	1.98	1.88
175.0	1.80	1.80	1.80	1.78	1.77	1.75	1.72	1.69	1.66	1.62
177.5	1.49	1.49	1.48	1.48	1.47	1.46	1.44	1.43	1.41	1.39
180.0	0.00	0.00	0.00	0.00	0.00	0.00	0.00	0.00	0.00	0.00

Vert. Angles **Horizontal Angles**

	<u>50</u>	<u>55</u>	<u>60</u>	<u>65</u>	<u>70</u>	<u>75</u>	<u>80</u>	<u>85</u>	<u>90</u>	<u>95</u>
0.0	1.14	1.14	1.14	1.14	1.14	1.14	1.14	1.14	1.14	1.14
2.5	1.15	1.15	1.15	1.15	1.15	1.15	1.15	1.14	0.00	0.00
5.0	1.17	1.17	1.17	1.16	1.16	1.15	1.15	1.15	0.00	0.00
7.5	1.19	1.19	1.19	1.18	1.18	1.17	1.16	1.16	0.00	0.00
10.0	1.23	1.22	1.21	1.20	1.19	1.18	1.18	1.17	0.00	0.00
12.5	1.27	1.26	1.24	1.22	1.20	1.19	1.19	1.18	0.00	0.00
15.0	1.32	1.30	1.27	1.24	1.21	1.20	1.19	1.18	0.00	0.00
17.5	1.43	1.34	1.31	1.28	1.25	1.22	1.21	1.19	0.00	0.00
20.0	1.57	1.47	1.36	1.32	1.29	1.24	1.22	1.20	0.00	0.00
22.5	1.76	1.61	1.47	1.37	1.32	1.27	1.23	1.21	0.00	0.00
25.0	1.97	1.78	1.60	1.44	1.36	1.29	1.24	1.22	0.00	0.00
27.5	2.24	1.97	1.75	1.55	1.41	1.34	1.26	1.24	0.00	0.00
30.0	3.07	2.24	1.91	1.68	1.48	1.39	1.29	1.26	0.00	0.00
32.5	4.21	2.80	2.17	1.82	1.58	1.44	1.33	1.28	0.00	0.00
35.0	5.84	3.66	2.54	2.02	1.71	1.50	1.37	1.30	0.00	0.00
37.5	17.54	5.39	3.06	2.26	1.85	1.59	1.42	1.34	0.00	0.00
40.0	78.75	10.11	5.03	2.70	2.01	1.69	1.49	1.37	0.00	0.00
42.5	204.22	50.77	10.99	3.39	2.23	1.80	1.57	1.42	0.00	0.00
45.0	307.64	179.27	31.68	4.35	2.50	1.94	1.65	1.46	0.00	0.00
47.5	319.22	289.82	83.44	7.84	2.85	2.08	1.73	1.51	0.00	0.00
50.0	317.45	288.56	164.93	32.40	3.90	2.24	1.82	1.56	0.00	0.00
52.5	320.00	287.72	226.90	78.82	9.72	2.44	1.92	1.60	0.00	0.00
55.0	325.85	288.39	247.54	115.60	26.16	2.68	2.03	1.64	0.00	0.00
57.5	333.15	289.39	248.58	147.44	46.98	3.75	2.14	1.69	0.00	0.00
60.0	344.14	291.95	244.97	173.94	67.89	7.41	2.24	1.74	0.00	0.00
62.5	349.62	296.99	243.82	183.05	93.66	17.14	2.45	1.80	0.00	0.00
65.0	344.81	298.70	247.32	178.77	117.83	31.35	2.69	1.85	0.00	0.00
67.5	330.88	291.29	250.99	176.86	126.18	49.53	3.80	1.90	0.00	0.00
70.0	301.99	275.34	237.55	177.18	124.71	66.60	5.11	1.95	0.00	0.00
72.5	238.23	240.29	221.67	166.10	116.91	68.65	14.11	1.98	0.00	0.00
75.0	171.22	182.28	171.26	131.71	101.51	66.16	24.57	2.01	0.00	0.00
77.5	124.36	117.53	122.69	101.11	89.80	63.80	24.41	2.07	0.00	0.00

IES ROAD REPORT
PHOTOMETRIC FILENAME : L061805908.IES

CANDELA TABULATION - (Cont.)

80.0	105.46	93.67	86.81	75.85	80.36	60.97	23.06	2.14	0.00	0.00
82.5	99.54	79.68	64.37	57.06	58.18	42.94	20.25	2.19	0.00	0.00
85.0	95.76	75.53	58.50	43.51	32.56	21.93	16.61	2.23	0.00	0.00
87.5	90.67	71.15	54.47	38.94	26.46	18.09	11.25	2.20	0.00	0.00
90.0	83.90	66.27	50.64	36.09	23.06	15.54	5.77	2.16	0.00	0.00
92.5	77.48	61.81	47.04	33.95	21.41	13.04	5.33	2.16	0.00	0.00
95.0	70.76	56.45	42.97	31.29	19.75	10.68	4.89	2.16	0.00	0.00
97.5	64.29	50.36	38.35	27.58	17.68	9.93	4.77	2.16	0.00	0.00
100.0	57.21	44.94	34.17	24.40	16.03	9.28	4.57	2.16	0.00	0.00
102.5	50.41	39.65	30.50	22.15	15.25	8.79	4.44	2.15	0.00	0.00
105.0	44.35	35.38	27.50	20.23	14.16	8.31	4.32	2.15	0.00	0.00
107.5	39.48	31.70	24.78	18.57	12.74	7.91	4.25	2.15	0.00	0.00
110.0	35.23	28.87	22.71	17.30	11.68	7.53	4.18	2.15	0.00	0.00
112.5	31.90	26.28	20.75	16.36	10.96	7.24	4.10	2.14	0.00	0.00
115.0	29.02	23.89	19.15	14.98	10.40	6.97	3.98	2.13	0.00	0.00
117.5	26.40	21.94	17.80	13.42	9.96	6.74	3.67	2.11	0.00	0.00
120.0	24.26	20.12	16.90	12.75	9.57	6.46	3.40	2.09	0.00	0.00
122.5	22.40	18.81	15.99	12.14	9.20	6.08	3.24	2.05	0.00	0.00
125.0	20.81	17.67	14.63	11.62	8.85	5.45	3.09	2.01	0.00	0.00
127.5	19.41	16.80	13.82	11.12	8.50	4.62	2.96	1.97	0.00	0.00
130.0	18.36	15.85	13.19	10.72	7.95	4.09	2.83	1.93	0.00	0.00
132.5	17.26	15.01	12.65	10.30	7.02	3.82	2.70	1.88	0.00	0.00
135.0	16.43	14.34	12.17	9.76	5.74	3.57	2.57	1.84	0.00	0.00
137.5	15.75	13.77	11.66	8.28	4.75	3.32	2.43	1.78	0.00	0.00
140.0	15.10	13.20	10.74	6.48	4.24	3.12	2.30	1.72	0.00	0.00
142.5	14.48	12.59	9.06	4.82	3.89	2.93	2.17	1.67	0.00	0.00
145.0	13.68	10.77	6.79	4.50	3.58	2.74	2.04	1.61	0.00	0.00
147.5	12.57	7.52	5.32	4.17	3.26	2.57	1.93	1.57	0.00	0.00
150.0	8.92	5.43	4.67	3.81	2.98	2.41	1.83	1.53	0.00	0.00
152.5	5.46	4.99	4.22	3.44	2.79	2.27	1.78	1.50	0.00	0.00
155.0	5.07	4.48	3.75	3.08	2.59	2.13	1.73	1.47	0.00	0.00
157.5	4.56	3.90	3.32	2.80	2.40	1.99	1.68	1.45	0.00	0.00
160.0	3.89	3.40	2.91	2.57	2.22	1.85	1.63	1.42	0.00	0.00
162.5	3.33	2.94	2.64	2.34	2.03	1.76	1.58	1.39	0.00	0.00
165.0	2.83	2.61	2.36	2.11	1.85	1.68	1.52	1.36	0.00	0.00
167.5	2.48	2.29	2.09	1.88	1.72	1.59	1.46	1.32	0.00	0.00
170.0	2.12	1.97	1.82	1.71	1.61	1.50	1.40	1.29	0.00	0.00
172.5	1.79	1.72	1.65	1.57	1.49	1.41	1.33	1.24	0.00	0.00
175.0	1.57	1.53	1.48	1.43	1.37	1.32	1.26	1.20	0.00	0.00
177.5	1.37	1.35	1.32	1.30	1.27	1.24	1.22	1.19	0.00	0.00
180.0	0.00	0.00	0.00	0.00	0.00	0.00	0.00	0.00	0.00	0.00

Vert. Horizontal Angles

	<u>100</u>	<u>105</u>	<u>110</u>	<u>115</u>	<u>120</u>	<u>125</u>	<u>130</u>	<u>135</u>	<u>140</u>	<u>145</u>
0.0	1.14	1.14	1.14	1.14	1.14	1.14	1.14	1.14	1.14	1.14
2.5	0.00	0.00	0.00	0.00	0.00	0.00	0.00	0.00	0.00	0.00
5.0	0.00	0.00	0.00	0.00	0.00	0.00	0.00	0.00	0.00	0.00
7.5	0.00	0.00	0.00	0.00	0.00	0.00	0.00	0.00	0.00	0.00
10.0	0.00	0.00	0.00	0.00	0.00	0.00	0.00	0.00	0.00	0.00
12.5	0.00	0.00	0.00	0.00	0.00	0.00	0.00	0.00	0.00	0.00
15.0	0.00	0.00	0.00	0.00	0.00	0.00	0.00	0.00	0.00	0.00
17.5	0.00	0.00	0.00	0.00	0.00	0.00	0.00	0.00	0.00	0.00
20.0	0.00	0.00	0.00	0.00	0.00	0.00	0.00	0.00	0.00	0.00
22.5	0.00	0.00	0.00	0.00	0.00	0.00	0.00	0.00	0.00	0.00
25.0	0.00	0.00	0.00	0.00	0.00	0.00	0.00	0.00	0.00	0.00

IES ROAD REPORT
PHOTOMETRIC FILENAME : L061805908.IES

CANDELA TABULATION - (Cont.)

27.5	0.00	0.00	0.00	0.00	0.00	0.00	0.00	0.00	0.00	0.00
30.0	0.00	0.00	0.00	0.00	0.00	0.00	0.00	0.00	0.00	0.00
32.5	0.00	0.00	0.00	0.00	0.00	0.00	0.00	0.00	0.00	0.00
35.0	0.00	0.00	0.00	0.00	0.00	0.00	0.00	0.00	0.00	0.00
37.5	0.00	0.00	0.00	0.00	0.00	0.00	0.00	0.00	0.00	0.00
40.0	0.00	0.00	0.00	0.00	0.00	0.00	0.00	0.00	0.00	0.00
42.5	0.00	0.00	0.00	0.00	0.00	0.00	0.00	0.00	0.00	0.00
45.0	0.00	0.00	0.00	0.00	0.00	0.00	0.00	0.00	0.00	0.00
47.5	0.00	0.00	0.00	0.00	0.00	0.00	0.00	0.00	0.00	0.00
50.0	0.00	0.00	0.00	0.00	0.00	0.00	0.00	0.00	0.00	0.00
52.5	0.00	0.00	0.00	0.00	0.00	0.00	0.00	0.00	0.00	0.00
55.0	0.00	0.00	0.00	0.00	0.00	0.00	0.00	0.00	0.00	0.00
57.5	0.00	0.00	0.00	0.00	0.00	0.00	0.00	0.00	0.00	0.00
60.0	0.00	0.00	0.00	0.00	0.00	0.00	0.00	0.00	0.00	0.00
62.5	0.00	0.00	0.00	0.00	0.00	0.00	0.00	0.00	0.00	0.00
65.0	0.00	0.00	0.00	0.00	0.00	0.00	0.00	0.00	0.00	0.00
67.5	0.00	0.00	0.00	0.00	0.00	0.00	0.00	0.00	0.00	0.00
70.0	0.00	0.00	0.00	0.00	0.00	0.00	0.00	0.00	0.00	0.00
72.5	0.00	0.00	0.00	0.00	0.00	0.00	0.00	0.00	0.00	0.00
75.0	0.00	0.00	0.00	0.00	0.00	0.00	0.00	0.00	0.00	0.00
77.5	0.00	0.00	0.00	0.00	0.00	0.00	0.00	0.00	0.00	0.00
80.0	0.00	0.00	0.00	0.00	0.00	0.00	0.00	0.00	0.00	0.00
82.5	0.00	0.00	0.00	0.00	0.00	0.00	0.00	0.00	0.00	0.00
85.0	0.00	0.00	0.00	0.00	0.00	0.00	0.00	0.00	0.00	0.00
87.5	0.00	0.00	0.00	0.00	0.00	0.00	0.00	0.00	0.00	0.00
90.0	0.00	0.00	0.00	0.00	0.00	0.00	0.00	0.00	0.00	0.00
92.5	0.00	0.00	0.00	0.00	0.00	0.00	0.00	0.00	0.00	0.00
95.0	0.00	0.00	0.00	0.00	0.00	0.00	0.00	0.00	0.00	0.00
97.5	0.00	0.00	0.00	0.00	0.00	0.00	0.00	0.00	0.00	0.00
100.0	0.00	0.00	0.00	0.00	0.00	0.00	0.00	0.00	0.00	0.00
102.5	0.00	0.00	0.00	0.00	0.00	0.00	0.00	0.00	0.00	0.00
105.0	0.00	0.00	0.00	0.00	0.00	0.00	0.00	0.00	0.00	0.00
107.5	0.00	0.00	0.00	0.00	0.00	0.00	0.00	0.00	0.00	0.00
110.0	0.00	0.00	0.00	0.00	0.00	0.00	0.00	0.00	0.00	0.00
112.5	0.00	0.00	0.00	0.00	0.00	0.00	0.00	0.00	0.00	0.00
115.0	0.00	0.00	0.00	0.00	0.00	0.00	0.00	0.00	0.00	0.00
117.5	0.00	0.00	0.00	0.00	0.00	0.00	0.00	0.00	0.00	0.00
120.0	0.00	0.00	0.00	0.00	0.00	0.00	0.00	0.00	0.00	0.00
122.5	0.00	0.00	0.00	0.00	0.00	0.00	0.00	0.00	0.00	0.00
125.0	0.00	0.00	0.00	0.00	0.00	0.00	0.00	0.00	0.00	0.00
127.5	0.00	0.00	0.00	0.00	0.00	0.00	0.00	0.00	0.00	0.00
130.0	0.00	0.00	0.00	0.00	0.00	0.00	0.00	0.00	0.00	0.00
132.5	0.00	0.00	0.00	0.00	0.00	0.00	0.00	0.00	0.00	0.00
135.0	0.00	0.00	0.00	0.00	0.00	0.00	0.00	0.00	0.00	0.00
137.5	0.00	0.00	0.00	0.00	0.00	0.00	0.00	0.00	0.00	0.00
140.0	0.00	0.00	0.00	0.00	0.00	0.00	0.00	0.00	0.00	0.00
142.5	0.00	0.00	0.00	0.00	0.00	0.00	0.00	0.00	0.00	0.00
145.0	0.00	0.00	0.00	0.00	0.00	0.00	0.00	0.00	0.00	0.00
147.5	0.00	0.00	0.00	0.00	0.00	0.00	0.00	0.00	0.00	0.00
150.0	0.00	0.00	0.00	0.00	0.00	0.00	0.00	0.00	0.00	0.00
152.5	0.00	0.00	0.00	0.00	0.00	0.00	0.00	0.00	0.00	0.00
155.0	0.00	0.00	0.00	0.00	0.00	0.00	0.00	0.00	0.00	0.00
157.5	0.00	0.00	0.00	0.00	0.00	0.00	0.00	0.00	0.00	0.00
160.0	0.00	0.00	0.00	0.00	0.00	0.00	0.00	0.00	0.00	0.00
162.5	0.00	0.00	0.00	0.00	0.00	0.00	0.00	0.00	0.00	0.00
165.0	0.00	0.00	0.00	0.00	0.00	0.00	0.00	0.00	0.00	0.00

IES ROAD REPORT
PHOTOMETRIC FILENAME : L061805908.IES

CANDELA TABULATION - (Cont.)

167.5	0.00	0.00	0.00	0.00	0.00	0.00	0.00	0.00	0.00	0.00
170.0	0.00	0.00	0.00	0.00	0.00	0.00	0.00	0.00	0.00	0.00
172.5	0.00	0.00	0.00	0.00	0.00	0.00	0.00	0.00	0.00	0.00
175.0	0.00	0.00	0.00	0.00	0.00	0.00	0.00	0.00	0.00	0.00
177.5	0.00	0.00	0.00	0.00	0.00	0.00	0.00	0.00	0.00	0.00
180.0	0.00	0.00	0.00	0.00	0.00	0.00	0.00	0.00	0.00	0.00

Vert. Horizontal Angles
Angles

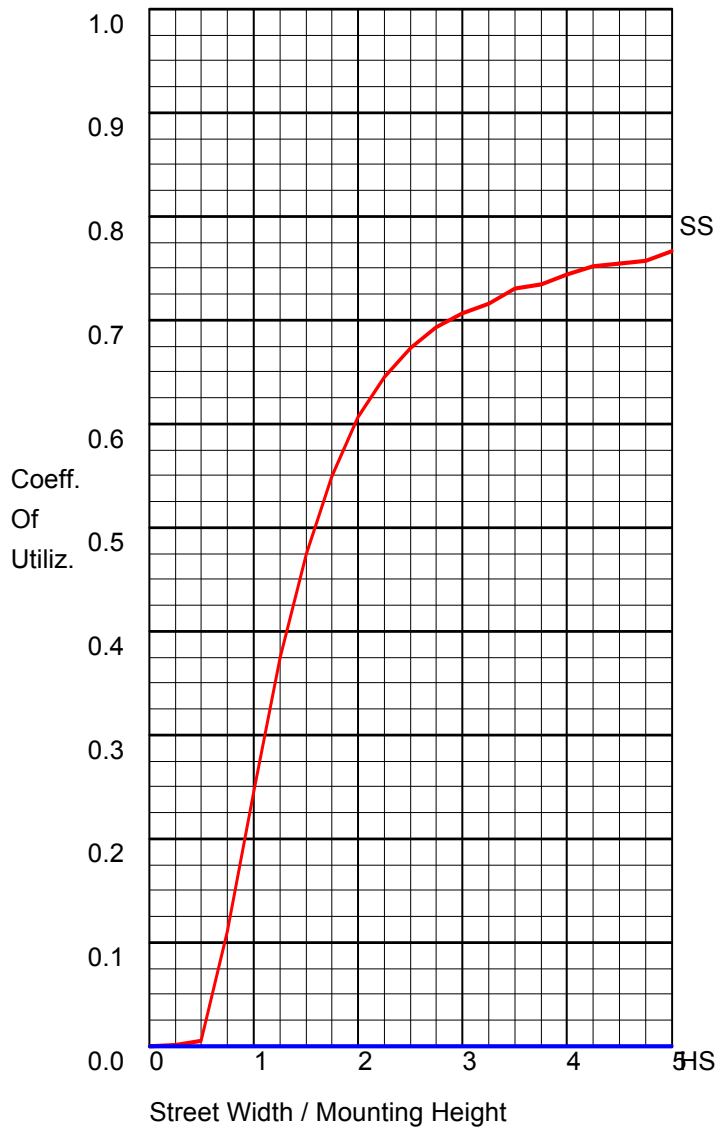
	150	155	160	165	170	175	180
0.0	1.14	1.14	1.14	1.14	1.14	1.14	1.14
2.5	0.00	0.00	0.00	0.00	0.00	0.00	0.00
5.0	0.00	0.00	0.00	0.00	0.00	0.00	0.00
7.5	0.00	0.00	0.00	0.00	0.00	0.00	0.00
10.0	0.00	0.00	0.00	0.00	0.00	0.00	0.00
12.5	0.00	0.00	0.00	0.00	0.00	0.00	0.00
15.0	0.00	0.00	0.00	0.00	0.00	0.00	0.00
17.5	0.00	0.00	0.00	0.00	0.00	0.00	0.00
20.0	0.00	0.00	0.00	0.00	0.00	0.00	0.00
22.5	0.00	0.00	0.00	0.00	0.00	0.00	0.00
25.0	0.00	0.00	0.00	0.00	0.00	0.00	0.00
27.5	0.00	0.00	0.00	0.00	0.00	0.00	0.00
30.0	0.00	0.00	0.00	0.00	0.00	0.00	0.00
32.5	0.00	0.00	0.00	0.00	0.00	0.00	0.00
35.0	0.00	0.00	0.00	0.00	0.00	0.00	0.00
37.5	0.00	0.00	0.00	0.00	0.00	0.00	0.00
40.0	0.00	0.00	0.00	0.00	0.00	0.00	0.00
42.5	0.00	0.00	0.00	0.00	0.00	0.00	0.00
45.0	0.00	0.00	0.00	0.00	0.00	0.00	0.00
47.5	0.00	0.00	0.00	0.00	0.00	0.00	0.00
50.0	0.00	0.00	0.00	0.00	0.00	0.00	0.00
52.5	0.00	0.00	0.00	0.00	0.00	0.00	0.00
55.0	0.00	0.00	0.00	0.00	0.00	0.00	0.00
57.5	0.00	0.00	0.00	0.00	0.00	0.00	0.00
60.0	0.00	0.00	0.00	0.00	0.00	0.00	0.00
62.5	0.00	0.00	0.00	0.00	0.00	0.00	0.00
65.0	0.00	0.00	0.00	0.00	0.00	0.00	0.00
67.5	0.00	0.00	0.00	0.00	0.00	0.00	0.00
70.0	0.00	0.00	0.00	0.00	0.00	0.00	0.00
72.5	0.00	0.00	0.00	0.00	0.00	0.00	0.00
75.0	0.00	0.00	0.00	0.00	0.00	0.00	0.00
77.5	0.00	0.00	0.00	0.00	0.00	0.00	0.00
80.0	0.00	0.00	0.00	0.00	0.00	0.00	0.00
82.5	0.00	0.00	0.00	0.00	0.00	0.00	0.00
85.0	0.00	0.00	0.00	0.00	0.00	0.00	0.00
87.5	0.00	0.00	0.00	0.00	0.00	0.00	0.00
90.0	0.00	0.00	0.00	0.00	0.00	0.00	0.00
92.5	0.00	0.00	0.00	0.00	0.00	0.00	0.00
95.0	0.00	0.00	0.00	0.00	0.00	0.00	0.00
97.5	0.00	0.00	0.00	0.00	0.00	0.00	0.00
100.0	0.00	0.00	0.00	0.00	0.00	0.00	0.00
102.5	0.00	0.00	0.00	0.00	0.00	0.00	0.00
105.0	0.00	0.00	0.00	0.00	0.00	0.00	0.00
107.5	0.00	0.00	0.00	0.00	0.00	0.00	0.00
110.0	0.00	0.00	0.00	0.00	0.00	0.00	0.00
112.5	0.00	0.00	0.00	0.00	0.00	0.00	0.00

IES ROAD REPORT
PHOTOMETRIC FILENAME : L061805908.IES

CANDELA TABULATION - (Cont.)

115.0	0.00	0.00	0.00	0.00	0.00	0.00	0.00
117.5	0.00	0.00	0.00	0.00	0.00	0.00	0.00
120.0	0.00	0.00	0.00	0.00	0.00	0.00	0.00
122.5	0.00	0.00	0.00	0.00	0.00	0.00	0.00
125.0	0.00	0.00	0.00	0.00	0.00	0.00	0.00
127.5	0.00	0.00	0.00	0.00	0.00	0.00	0.00
130.0	0.00	0.00	0.00	0.00	0.00	0.00	0.00
132.5	0.00	0.00	0.00	0.00	0.00	0.00	0.00
135.0	0.00	0.00	0.00	0.00	0.00	0.00	0.00
137.5	0.00	0.00	0.00	0.00	0.00	0.00	0.00
140.0	0.00	0.00	0.00	0.00	0.00	0.00	0.00
142.5	0.00	0.00	0.00	0.00	0.00	0.00	0.00
145.0	0.00	0.00	0.00	0.00	0.00	0.00	0.00
147.5	0.00	0.00	0.00	0.00	0.00	0.00	0.00
150.0	0.00	0.00	0.00	0.00	0.00	0.00	0.00
152.5	0.00	0.00	0.00	0.00	0.00	0.00	0.00
155.0	0.00	0.00	0.00	0.00	0.00	0.00	0.00
157.5	0.00	0.00	0.00	0.00	0.00	0.00	0.00
160.0	0.00	0.00	0.00	0.00	0.00	0.00	0.00
162.5	0.00	0.00	0.00	0.00	0.00	0.00	0.00
165.0	0.00	0.00	0.00	0.00	0.00	0.00	0.00
167.5	0.00	0.00	0.00	0.00	0.00	0.00	0.00
170.0	0.00	0.00	0.00	0.00	0.00	0.00	0.00
172.5	0.00	0.00	0.00	0.00	0.00	0.00	0.00
175.0	0.00	0.00	0.00	0.00	0.00	0.00	0.00
177.5	0.00	0.00	0.00	0.00	0.00	0.00	0.00
180.0	0.00	0.00	0.00	0.00	0.00	0.00	0.00

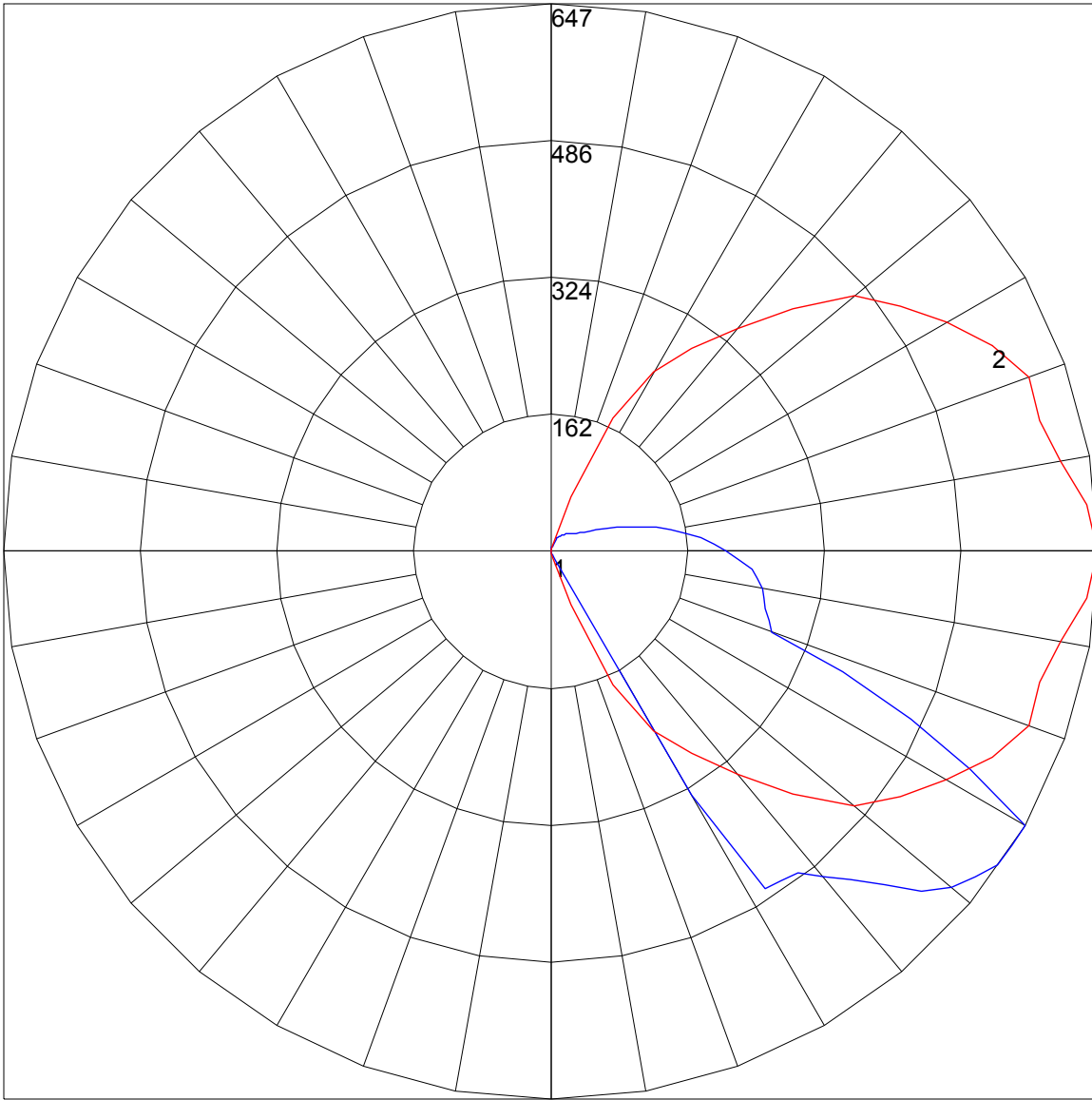
COEFFICIENTS OF UTILIZATION



FLUX DISTRIBUTION

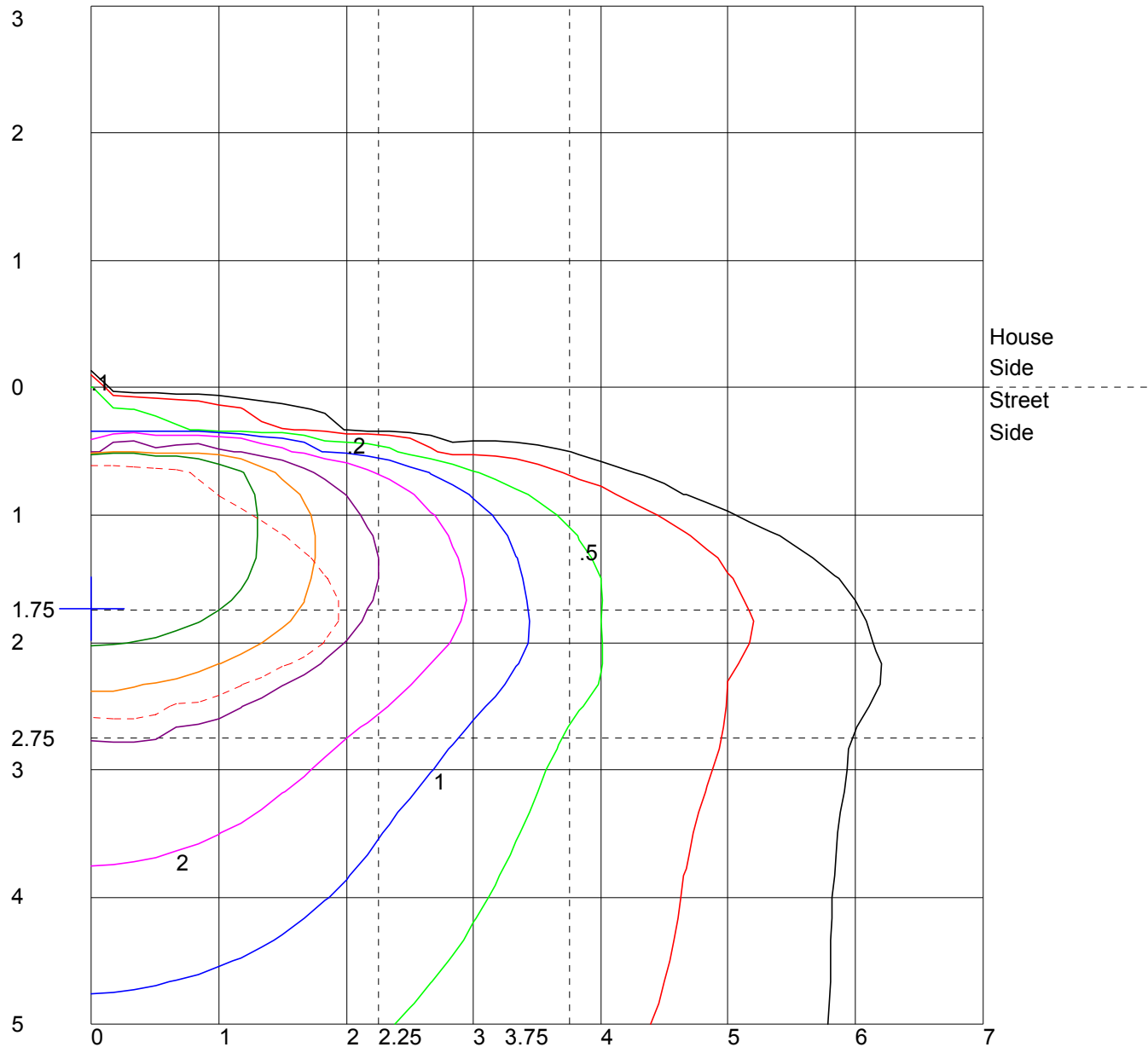
	Lumens	Percent Of Luminaire
Downward Street Side	625.1	84.4
Downward House Side	0.0	0.0
Downward Total	625.1	84.4
Upward Street Side	115.3	15.6
Upward House Side	0.0	0.0
Upward Total	115.3	15.6
Total Flux	740.4	100.0

POLAR GRAPH



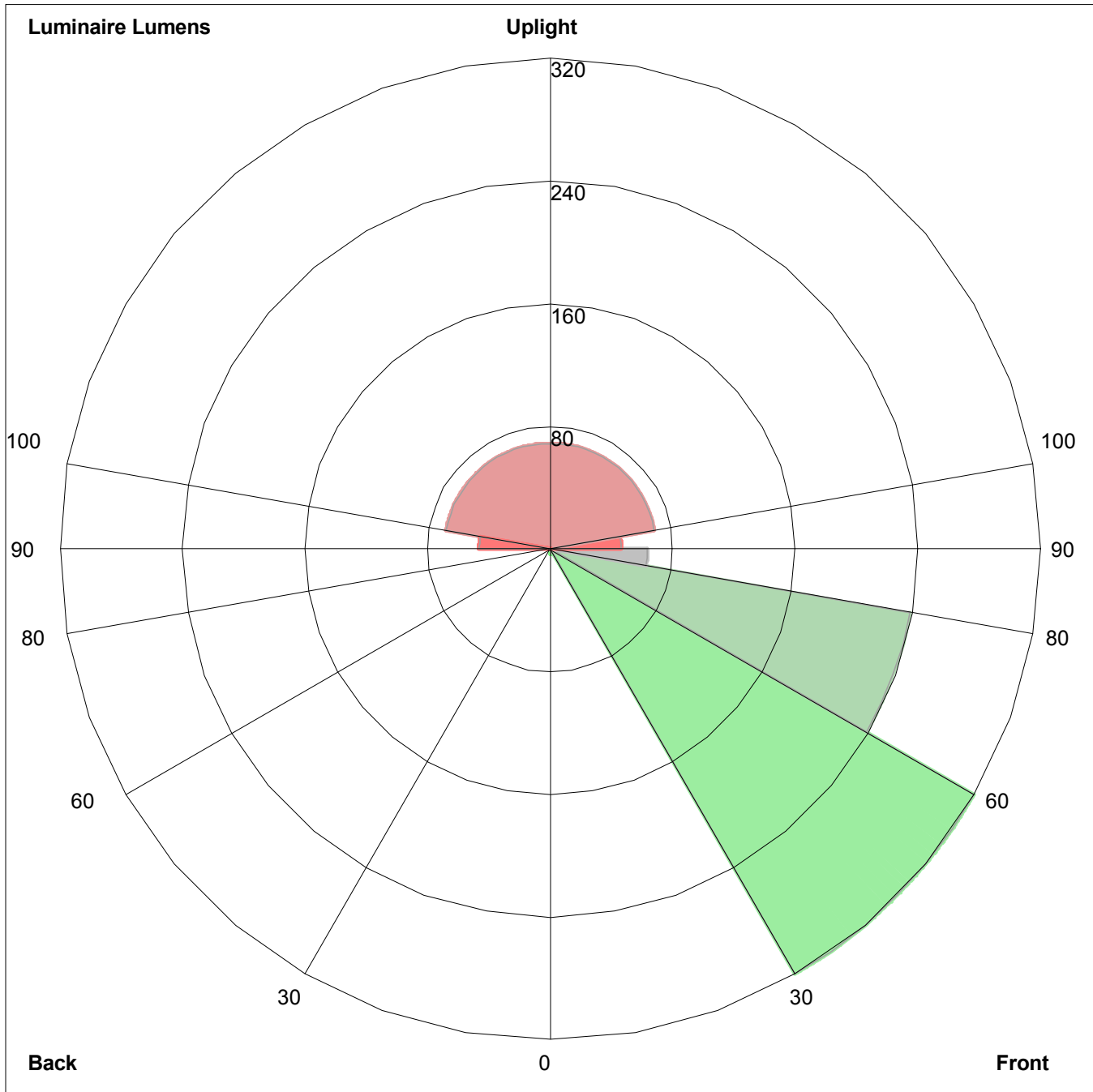
Maximum Candela = 647.45 Located At Horizontal Angle = 0, Vertical Angle = 60
1 - Vertical Plane Through Horizontal Angles (0 - 180) (Through Max. Cd.)
2 - Horizontal Cone Through Vertical Angle (60) (Through Max. Cd.)

ISOFOOTCANDLE LINES OF HORIZONTAL ILLUMINANCE



Distance In Units Of Mounting Height
 Values Based On 1.5 Foot Mounting Height
 1/2 Maximum Candela Trace Shown As Dashed Curve
 (+) = Maximum Candela Point

LUMINAIRE CLASSIFICATION SYSTEM (LCS) GRAPH



Luminaire Lumens:
Front: Low=3.1, Medium=320.0, High=238.4, Very High=63.6
Back: Low=0.0, Medium=0.0, High=0.0, Very High=0.0
Uplight: Low=46.4, High=68.9

BUG Rating : B0-U3-G1