



8165 E Kaiser Blvd. Anaheim, CA 92808
www.lightlaboratory.com

Report No: L092110507



Report No: L092110507

Issue Date: 9/23/2021

Report Prepared For: USTE dba Vista Professional Outdoor Lighting
1625 Surveyor Ave., Simi Valley CA 93063

Model Number: 1141-X-WG-30-A-MV-ND

Test: Photometric/Colorimetric/Electrical Test

Standards Used: Appropriate part or all test guidelines were used for test performed:

IESNA LM79: 2019 Approved Methods for Electrical and Photometric Measurements of Solid-State Lighting Products

ANSI NEMA ANSLG C78.377: 2017 Specification of the Chromaticity of Solid State Lighting Products

ANSI C82.77-10:2014: Harmonic Emission Limits-Related Quality Requirements for Lighting Equipment

Description of Sample: Client submitted the sample. Received in working and undamaged condition. No modifications were necessary.

Special Test Condition: Fixture is tested with no special conditions.

Date of Tests: 9/16/21

Seasoning of Sample: No seasoning was performed in accordance with IESNA LM-79.

Equipment List

Equipment Used	Model No	Stock No	Calibration Due Date
Chroma Programmable AC Source	61604	PS-AC02	--
Yokogawa Digital Power Meter	WT210	MT-EL06-S4	4/7/23
HP Power Supply	6032A	PS-DC05-S2	--
Fluke Digital Thermometer	52K/J	MT-TP05	3/17/23
LLI Type C Goniophotometer System	RMG-C-MKII	CD-LL04-GC	--
LLI 2M Sphere	2MR97	CD-SN03-S2	--
LLI Spectroradiometer	SPR-3000	MT-SC01-S2	Before Use

General Information

Manufacturer:	USTE dba Vista Professional Outdoor Lighting
Model Number:	1141-X-WG-30-A-MV-ND
Driver Model Number:	ERP ESS015W-1000-12

Test Summary

Total Lumens:	1286.00
Efficacy:	96.34
Color Redering Index:	81.7
Correlated Color Temperature:	3157
Input Voltage (VAC/60Hz):	120.03
Input Current (Amp):	0.1142
Input Power (W):	13.35
Input Power Factor:	0.9742
Current ATHD (%):	12.1%

Test Condition

Ambient Temperature (°C):	25.0
Stabilization Time (Hours):	0:45
Total Operating Time (Hours):	1:15


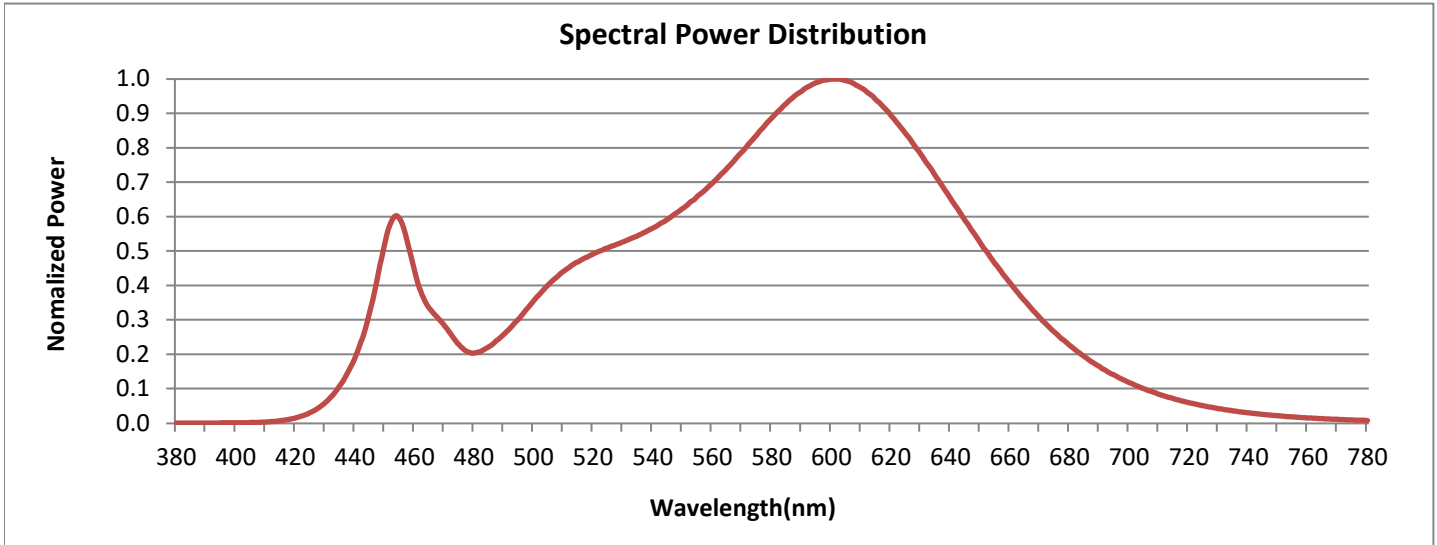


FIG. 1 LUMINAIRE

Colorimetry Test Results

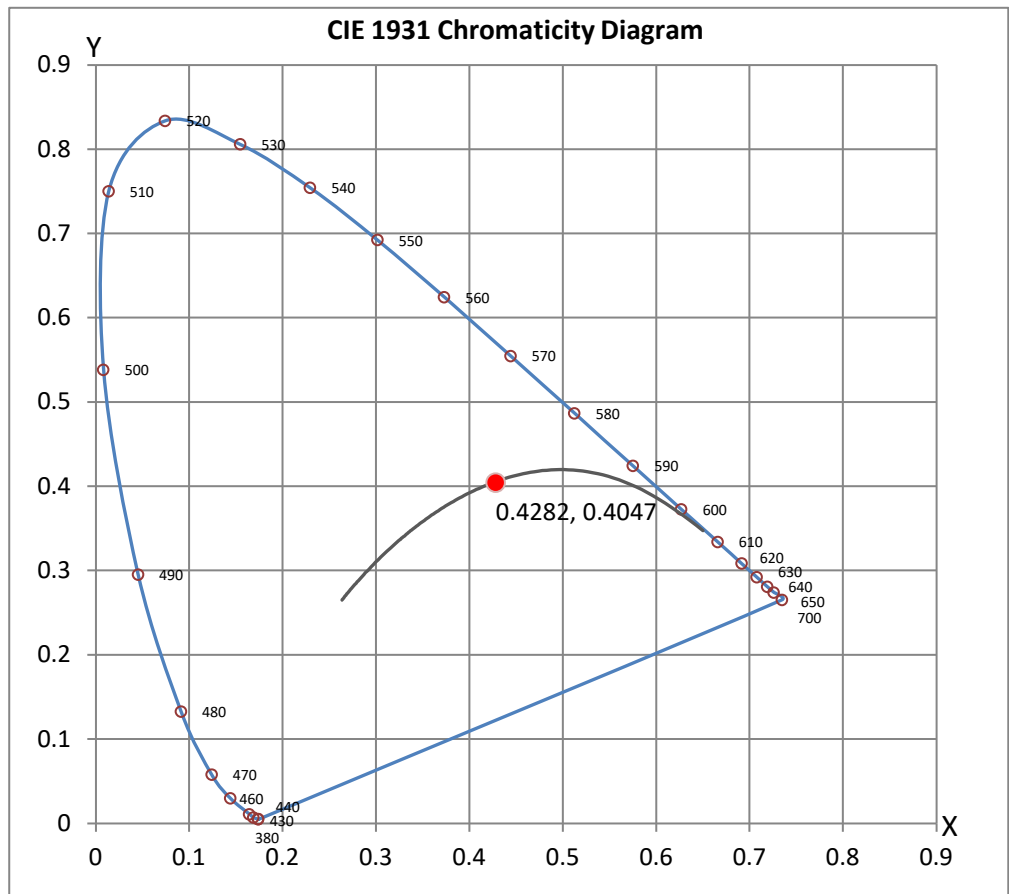


CRI & CCT

x	0.4282
y	0.4047
u'	0.2447
v'	0.5203
CRI	81.70
CCT	3157
Duv	0.00155

R Values

R1	79.77
R2	90.60
R3	95.94
R4	79.80
R5	80.53
R6	89.23
R7	81.83
R8	56.29
R9	-0.37
R10	79.11
R11	79.42
R12	68.39
R13	82.38
R14	98.29
R15	71.34



Test Methods

Photometric Measurements - Goniophotometer

A Custom Light Laboratory Type C Rotating Mirror Goniophotometer was used to measure candelas(intensity) at each angle of distribution as defined by IESNA for the appropriate fixture type.

Ambient temperature is set to 25°C and is measured from the center of the fixture, within 1ft from the outside of the fixture. Temperature is maintained at 25°C throughout the testing process and the sample is stabilized for at least 30mins and longer as necessary for the sample to achieve stabilization.

Electrical measurements are measured using the listed equipment.

Spectral Measurements - Integrating Sphere

A Sensing Spectroradiometer SPR-3000, in conjunction with Light Laboratory 2 meter integrating sphere was used to measure chromaticity coordinates, correlated color temperature(CCT) and the color rendering index(CRI) for each sample.

Ambient temperature is set to 25°C and is measured from the center of the fixture, within 1ft from the outside of the fixture. Temperature is maintained at 25°C throughout the testing process and the sample is stabilized for at least 30mins and longer as necessary for the sample to achieve stabilization.

Electrical measurements are measured using the listed equipment.

Disclaimers:

The results related only to the samples as received and tested. This report must not be used by the customer to claim product certification, approval or endorsement by NVLAP, NIST or any agency of the Federal Government.

Report Prepared by : Kunjan Modi

Test Report Reviewed by:



Steve Kang
Quality Assurance

**Attached are photometric data reports.*



8165 E. Kaiser Blvd. Anaheim, CA 92808
 www.lightlaboratory.com

Photometric Test Report

IES FLOOD REPORT
PHOTOMETRIC FILENAME : L092110507.IES

DESCRIPTIVE INFORMATION (From Photometric File)

IESNA:LM-63-2002
 [TEST] L092110507
 [TESTLAB] LIGHT LABORATORY, INC. (www.lightlaboratory.com)
 [ISSUEDATE] 9/23/21
 [MANUFAC] USTE dba Vista Professional Outdoor Lighting
 [LUMCAT] 1141-X-WG-30-A-MV-ND
 [LUMINAIRE] LED LINEAR INGRADE-WALL GRAZER
 [BALLASTCAT] ERP ESS015W-1000-12
 [_TOTALLUMINAIRELUMENS] 1285.8
 [INPUT] 120VAC
 [TEST PROCEDURE] IESNA:LM-79-08
 [OTHER] INDICATING THE CANDELA VALUES ARE ABSOLUTE AND SHOULD NOT BE FACTORED FOR DIFFERENT LAMP P

Note: Candela values converted from Type-C to Type-B

CHARACTERISTICS

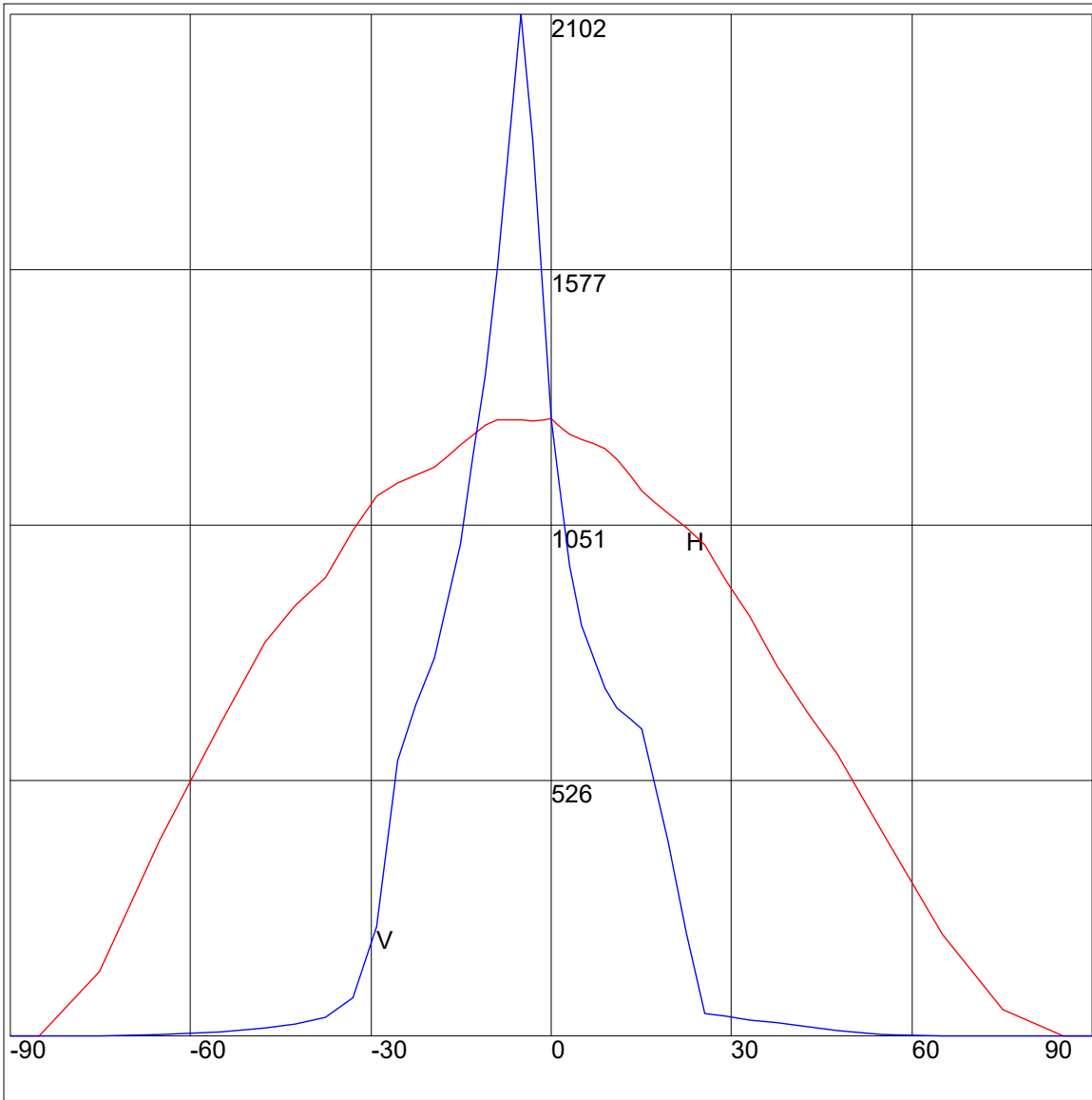
NEMA Type	7 H x 4 V
Maximum Candela	2102
Maximum Candela Angle	0H -5V
Horizontal Beam Angle (50%)	94.8
Vertical Beam Angle (50%)	16.7
Horizontal Field Angle (10%)	139.8
Vertical Field Angle (10%)	52.0
Lumens Per Lamp	N.A. (absolute)
Total Lamp Lumens	N.A. (absolute)
Beam Lumens	470
Beam Efficiency	N.A.
Field Lumens	1195
Field Efficiency	N.A.
Spill Lumens	91
Luminaire Lumens	1286
Total Efficiency	N.A.
Total Luminaire Watts	13.35
Ballast Factor	1.00

IES FLOOD REPORT
PHOTOMETRIC FILENAME : L092110507.IES

AXIAL CANDELA

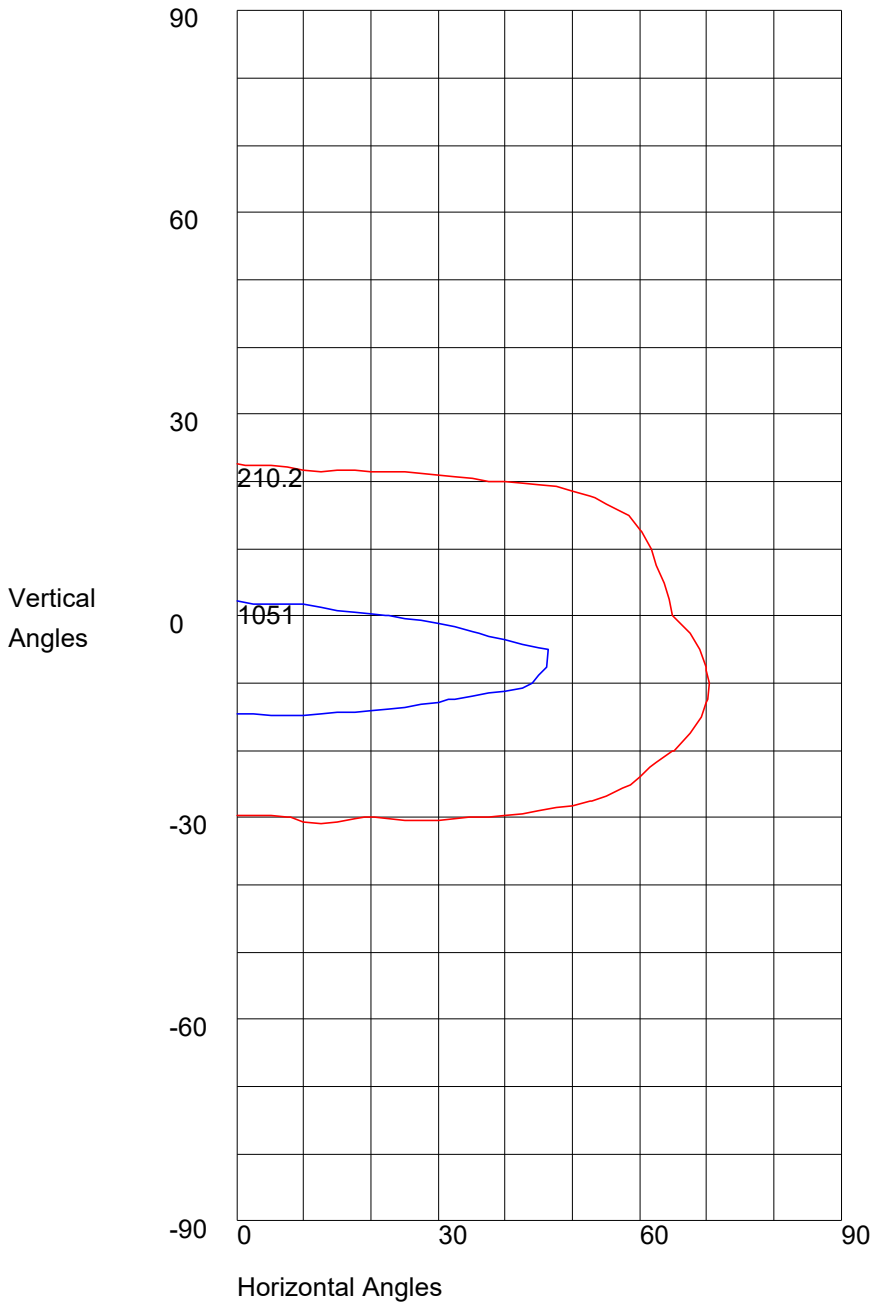
DEG.	HOR.	DEG.	VERT.
90	1.91	90	.27
85	1.91	85	.27
75	56.34	75	.95
65	208.86	65	2.32
55	419.77	55	5.05
47.5	579.66	47.5	11.73
42.5	668.47	42.5	19.24
37.5	763.28	37.5	27.42
33	864.62	33	34.73
29	938.1	29	40.82
25.5	1011.34	25.5	48.07
22.5	1046.91	22.5	212.62
19.5	1076.94	19.5	401.84
17	1101.56	17	530.41
15	1121.26	15	633.27
13	1154.55	13	653.96
11	1187.83	11	674.64
9	1209.05	9	716.96
7	1218.22	7	780.91
5	1227.39	5	844.86
3	1237.6	3	966.88
1	1258.06	1	1160.96
0	1270	0	1270
-1	1267.64	-1	1473.12
-3	1264.8	-3	1842.63
-5	1267.64	-5	2102
-7	1267.81	-7	1840.83
-9	1267.97	-9	1579.66
-11	1257.57	-11	1362.15
-13	1236.62	-13	1188.3
-15	1215.66	-15	1014.44
-17	1195.42	-17	909.34
-19.5	1170.11	-19.5	777.97
-22.5	1153.32	-22.5	683.21
-25.5	1137.75	-25.5	566.21
-29	1110.92	-29	226.62
-33	1041.37	-33	80.24
-37.5	944.59	-37.5	37.93
-42.5	885.79	-42.5	25.51
-47.5	811.58	-47.5	16.23
-55	642.28	-55	10.37
-65	403.4	-65	4.09
-75	132.88	-75	1.36
-85	2.05	-85	.41
-90	1.64	-90	.27

AXIAL CANDELA DISPLAY



Maximum Candela = 2102 Located At Horizontal Angle = 0, Vertical Angle = -5
H - Horizontal Axial Candela
V - Vertical Axial Candela

ISOCANDELA CURVES



Maximum Candela = 2102 Located At Horizontal Angle = 0, Vertical Angle = -5
50% Maximum Candela = 1051
10% Maximum Candela = 210.2