

Photometric Test Report

IES FLOOD REPORT

PHOTOMETRIC FILENAME : L01121406.IES

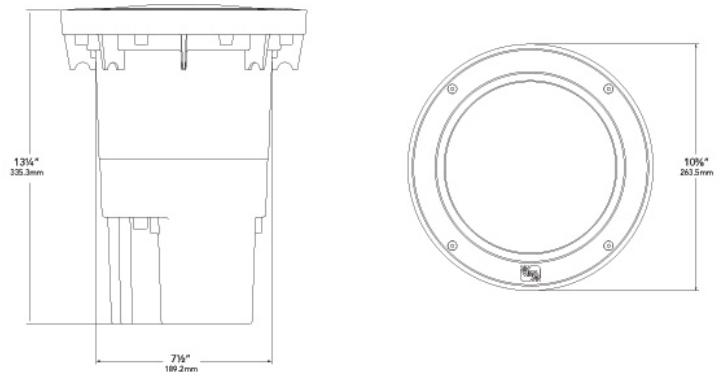
DESCRIPTIVE INFORMATION (From Photometric File)

IESNA:LM-63-2002
[TEST] L01121406
[TESTLAB] LIGHT LABORATORY, INC.
[ISSUEDATE] 2/16/2012
[MANUFAC] VISTA PROFESSIONAL OUTDOOR LIGHTING
[LUMCAT] 1134-SS-MF-GU6.5-20-CX
[LUMINAIRE] 10-3/8"DIA. X 13-1/4"H. INGROUND AND WELL LIGHT
[MORE] 20W CDM LAMP WITH MEDIUM FLOOD REFLECTOR
[MORE] CLEAR TEMPERED GLASS LENS
[BALLASTCAT] ADVANCE E-VISION IMH-G20-LP
[BALLAST] 120-277V 50/60Hz ELECTRONIC
[LAMPPOSITION] 0,0
[LAMPCAT] GE CMH20/T/UVC/830/GU6.5
[LAMPLUM] 1615
[INPUT] 120VAC, 23.38W

Note: Candela values converted from Type-C to Type-B

CHARACTERISTICS

NEMA Type	2 H x 2 V
Maximum Candela	10246
Maximum Candela Angle	0H 0V
Horizontal Beam Angle (50%)	11.2
Vertical Beam Angle (50%)	11.2
Horizontal Field Angle (10%)	28.9
Vertical Field Angle (10%)	28.9
Lumens Per Lamp	1615 (1 lamp)
Total Lamp Lumens	1615
Beam Lumens	193
Beam Efficiency	12 %
Field Lumens	582
Field Efficiency	36 %
Spill Lumens	440
Luminaire Lumens	1022
Total Efficiency	63 %
Total Luminaire Watts	23.38
Ballast Factor	1.00

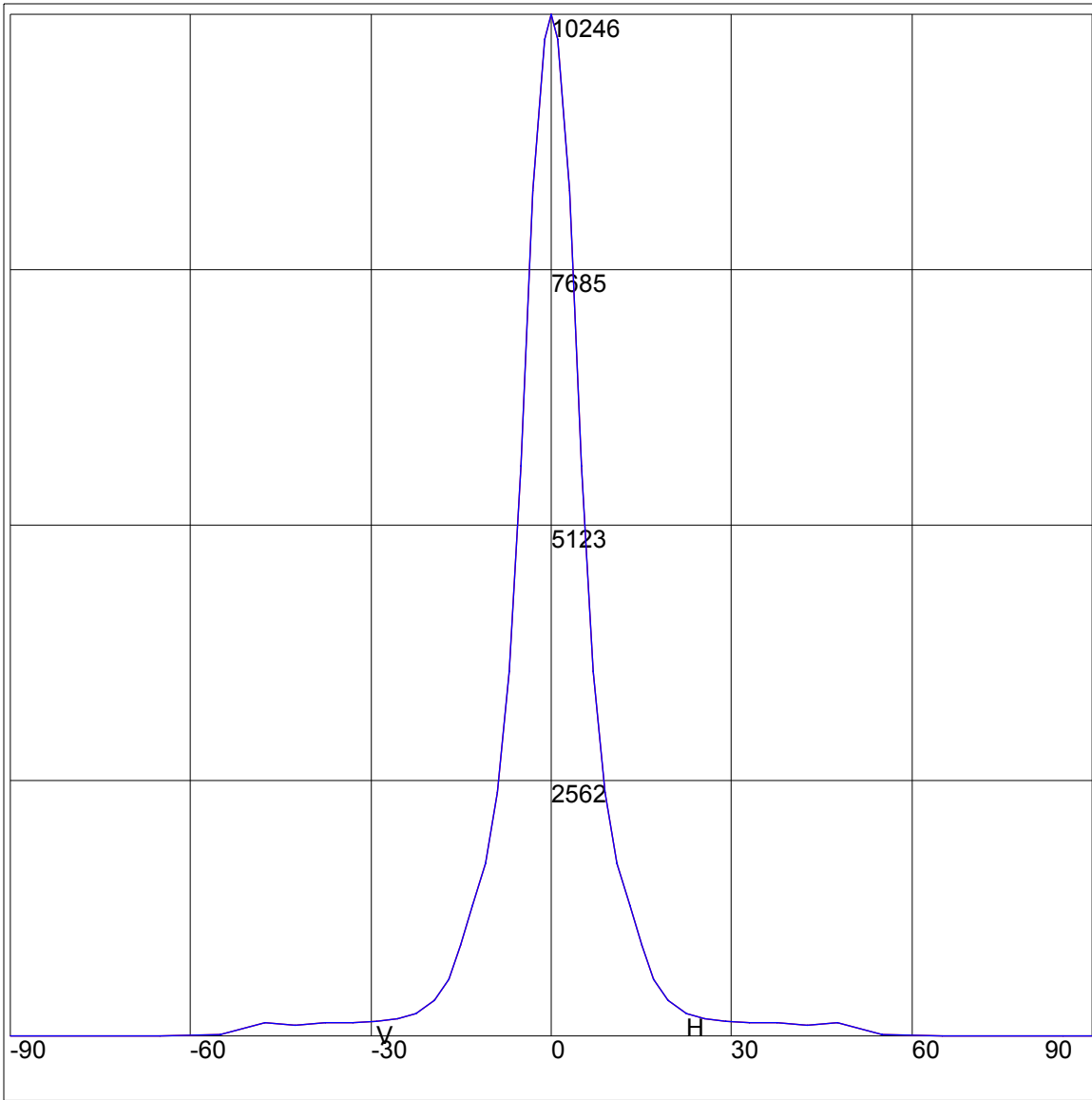


IES FLOOD REPORT
PHOTOMETRIC FILENAME : L01121406.IES

AXIAL CANDELA

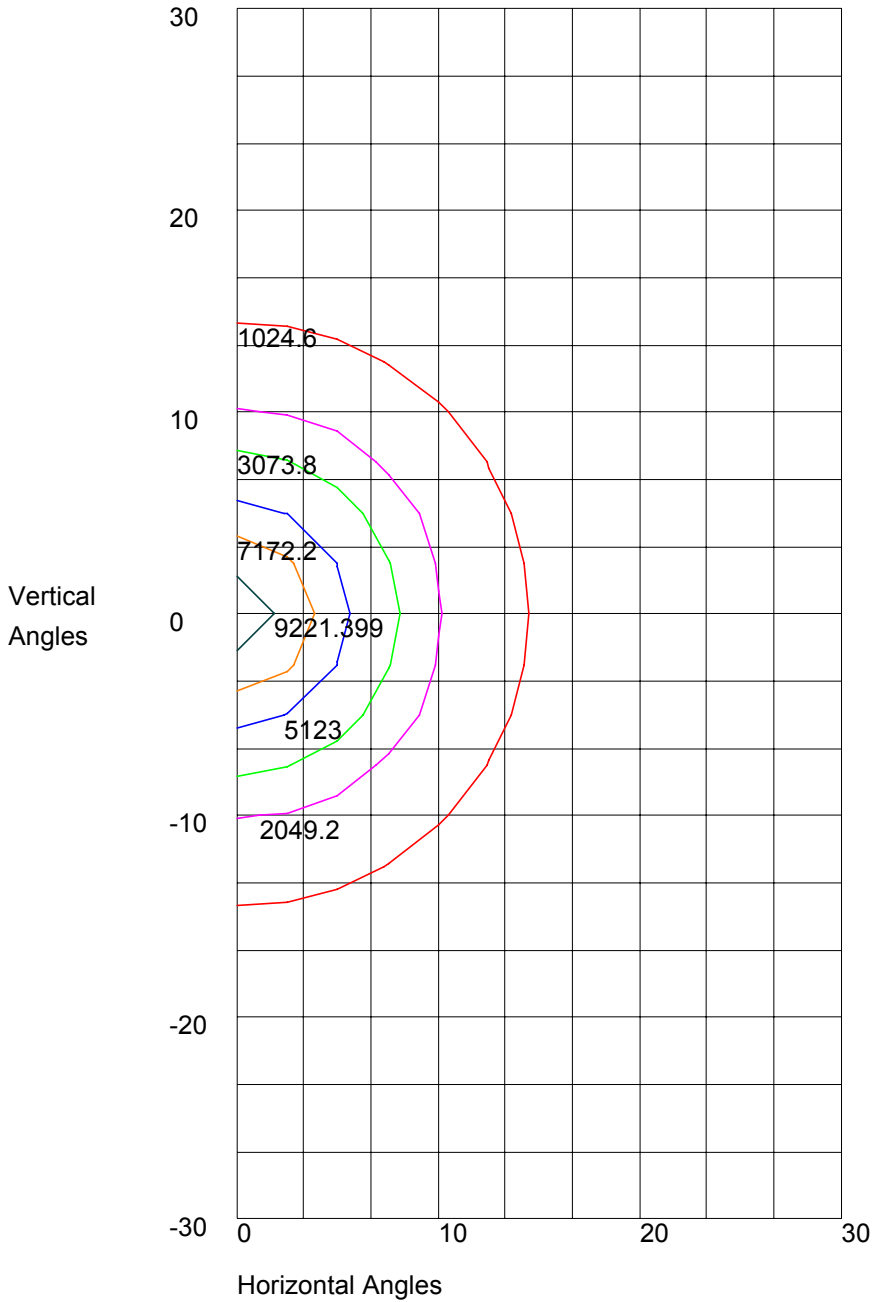
DEG.	HOR.	DEG.	VERT.
90	9	90	9
85	9	85	9
75	10	75	10
65	11	65	11
55	15	55	15
47.5	132	47.5	132
42.5	116	42.5	116
37.5	134	37.5	134
33	139	33	139
29	155	29	155
25.5	178	25.5	178
22.5	233	22.5	233
19.5	364	19.5	364
17	576	17	576
15	915	15	915
13	1307	13	1307
11	1737	11	1737
9	2448	9	2448
7	3662	7	3662
5	5721	5	5721
3	8476	3	8476
1	10000	1	10000
0	10246	0	10246
-1	10000	-1	10000
-3	8476	-3	8476
-5	5721	-5	5721
-7	3662	-7	3662
-9	2448	-9	2448
-11	1737	-11	1737
-13	1307	-13	1307
-15	915	-15	915
-17	576	-17	576
-19.5	364	-19.5	364
-22.5	233	-22.5	233
-25.5	178	-25.5	178
-29	155	-29	155
-33	139	-33	139
-37.5	134	-37.5	134
-42.5	116	-42.5	116
-47.5	132	-47.5	132
-55	15	-55	15
-65	11	-65	11
-75	10	-75	10
-85	9	-85	9
-90	9	-90	9

AXIAL CANDELA DISPLAY



Maximum Candela = 10246 Located At Horizontal Angle = 0, Vertical Angle = 0
H - Horizontal Axial Candela
V - Vertical Axial Candela

ISOCANDELA CURVES



Maximum Candela = 10246 Located At Horizontal Angle = 0, Vertical Angle = 0
50% Maximum Candela = 5123
10% Maximum Candela = 1024.6