



8165 E. Kaiser Blvd. Anaheim, CA 92808  
 p. 714.282.2270  
 f. 714.676.5558

# Photometric Test Report

**IES FLOOD REPORT**  
**PHOTOMETRIC FILENAME : L01121404.IES**

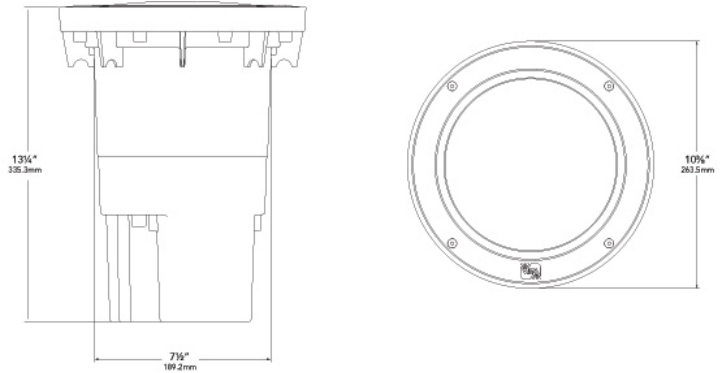
**DESCRIPTIVE INFORMATION (From Photometric File)**

IESNA:LM-63-2002  
 [TEST] L01121404  
 [TESTLAB] LIGHT LABORATORY, INC.  
 [ISSUEDATE] 2/16/2012  
 [MANUFAC] VISTA PROFESSIONAL OUTDOOR LIGHTING  
 [LUMCAT] 1134-SS-MF-G8.5-39-CX  
 [LUMINAIRE] 10-3/8"DIA. X 13-1/4"H. INGROUND AND WELL LIGHT  
 [MORE] 39W CDM LAMP WITH MEDIUM FLOOD REFLECTOR  
 [MORE] CLEAR TEMPERED GLASS LENS  
 [BALLASTCAT] HATCH MC39-1-F-UNNU  
 [BALLAST] 120-277V 50/60Hz ELECTRONIC  
 [LAMPPOSITION] 0,0  
 [LAMPCAT] SYLVANIA MC39TC/U/G8.5/830  
 [LAMPLUM] 3300  
 [INPUT] 120VAC, 44.61W

Note: Candela values converted from Type-C to Type-B

**CHARACTERISTICS**

NEMA Type	3 H x 3 V
Maximum Candela	9421
Maximum Candela Angle	-1H 0V
Horizontal Beam Angle (50%)	22.2
Vertical Beam Angle (50%)	22.2
Horizontal Field Angle (10%)	39.8
Vertical Field Angle (10%)	39.8
Lumens Per Lamp	3300 (1 lamp)
Total Lamp Lumens	3300
Beam Lumens	805
Beam Efficiency	24 %
Field Lumens	1439
Field Efficiency	44 %
Spill Lumens	751
Luminaire Lumens	2191
Total Efficiency	66 %
Total Luminaire Watts	44.61
Ballast Factor	1.00

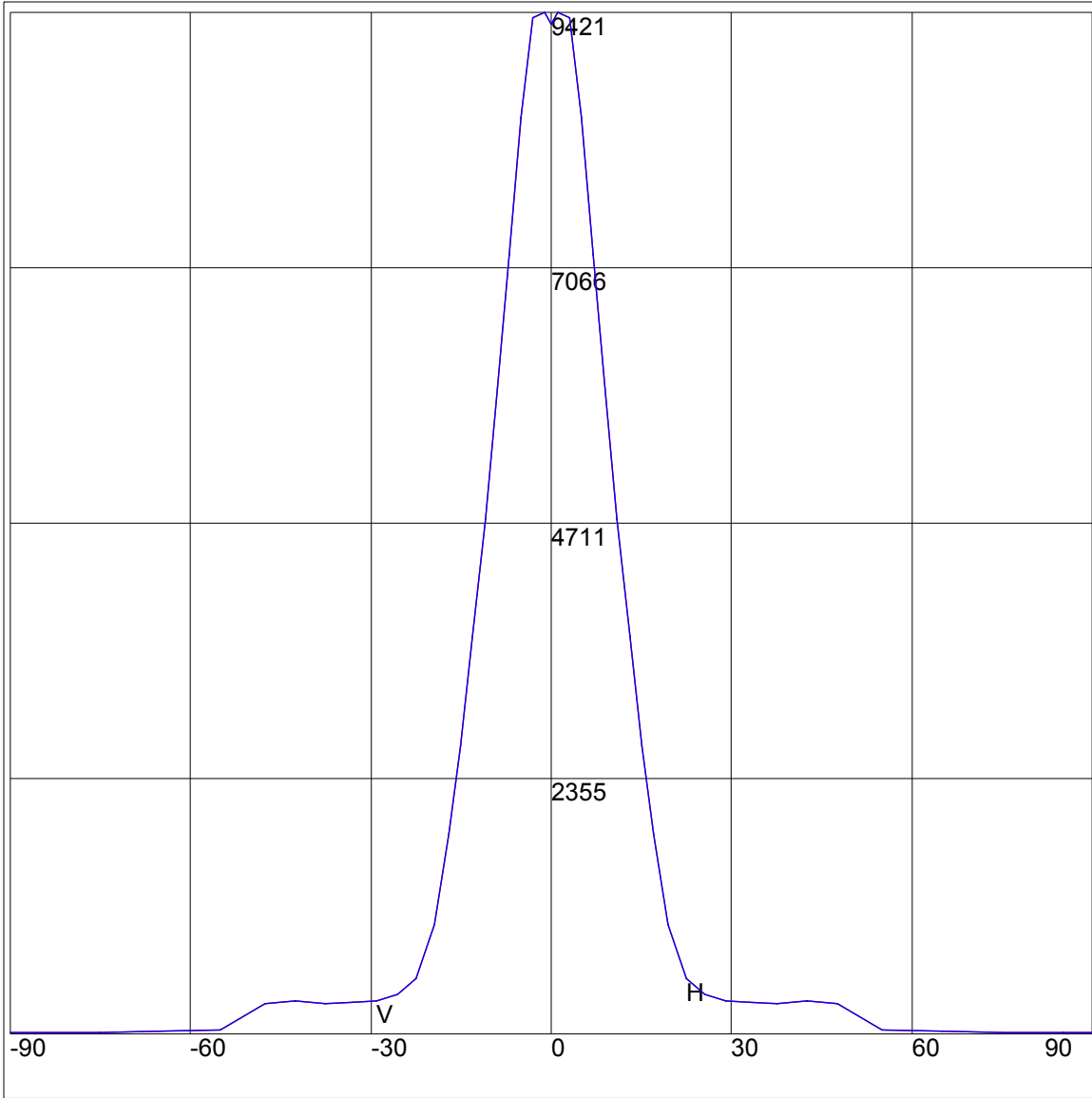


IES FLOOD REPORT  
PHOTOMETRIC FILENAME : L01121404.IES

AXIAL CANDELA

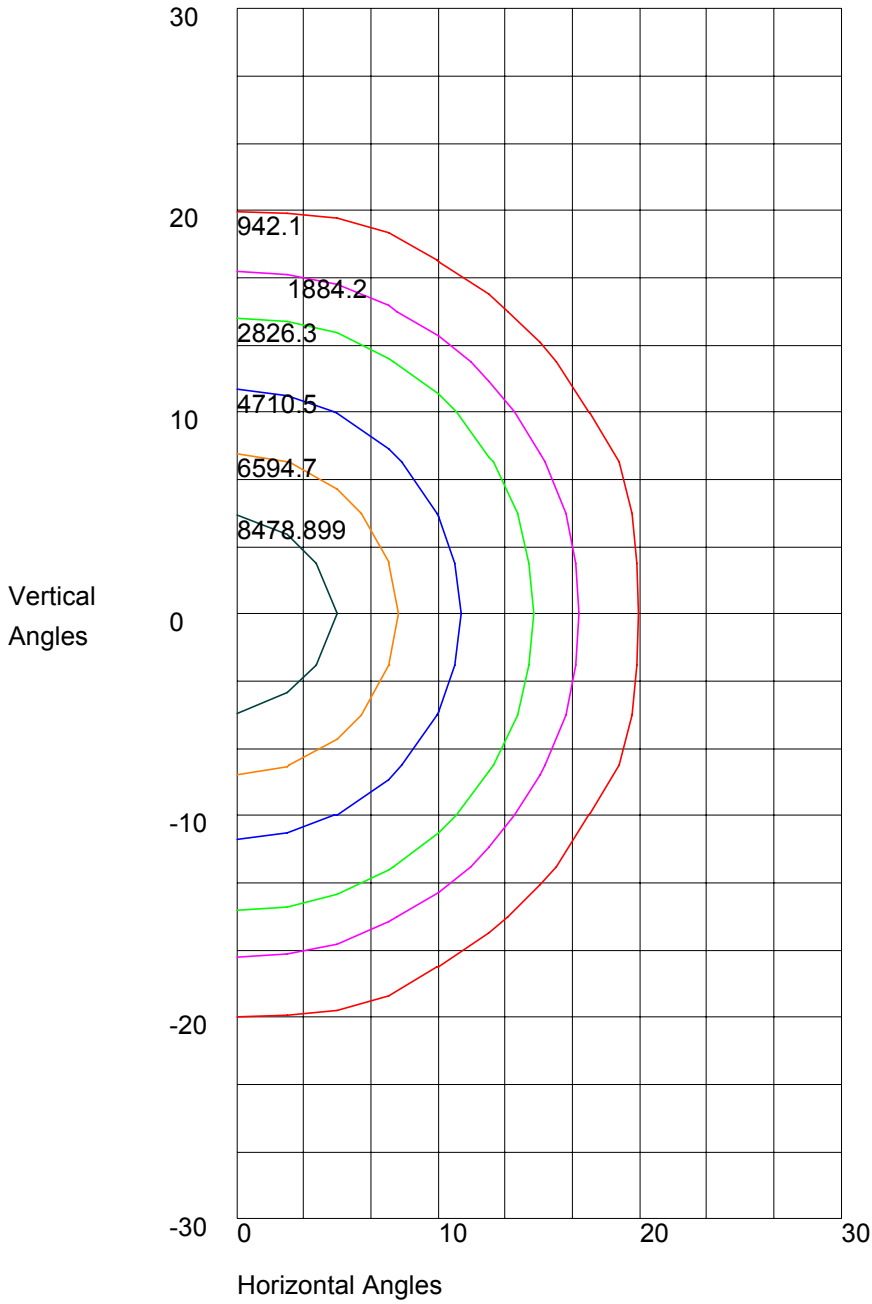
DEG.	HOR.	DEG.	VERT.
90	18	90	18
85	19	85	19
75	21	75	21
65	24	65	24
55	42	55	42
47.5	286	47.5	286
42.5	308	42.5	308
37.5	284	37.5	284
33	293	33	293
29	315	29	315
25.5	368	25.5	368
22.5	519	22.5	519
19.5	1007	19.5	1007
17	1855	17	1855
15	2668	15	2668
13	3672	13	3672
11	4752	11	4752
9	5953	9	5953
7	7188	7	7188
5	8456	5	8456
3	9369	3	9369
1	9421	1	9421
0	9313	0	9313
-1	9421	-1	9421
-3	9369	-3	9369
-5	8456	-5	8456
-7	7188	-7	7188
-9	5953	-9	5953
-11	4752	-11	4752
-13	3672	-13	3672
-15	2668	-15	2668
-17	1855	-17	1855
-19.5	1007	-19.5	1007
-22.5	519	-22.5	519
-25.5	368	-25.5	368
-29	315	-29	315
-33	293	-33	293
-37.5	284	-37.5	284
-42.5	308	-42.5	308
-47.5	286	-47.5	286
-55	42	-55	42
-65	24	-65	24
-75	21	-75	21
-85	19	-85	19
-90	18	-90	18

AXIAL CANDELA DISPLAY



Maximum Candela = 9421 Located At Horizontal Angle = -1, Vertical Angle = 0  
H - Horizontal Axial Candela  
V - Vertical Axial Candela

ISOCANDELA CURVES



Maximum Candela = 9421 Located At Horizontal Angle = -1, Vertical Angle = 0  
50% Maximum Candela = 4710.5  
10% Maximum Candela = 942.1