



8165 E. Kaiser Blvd. Anaheim, CA 92808  
 www.lightlaboratory.com

# Photometric Test Report

**IES ROAD REPORT**  
**PHOTOMETRIC FILENAME : L061805906.IES**

**DESCRIPTIVE INFORMATION (From Photometric File)**

IESNA:LM-63-2002  
 [TEST] L061805906  
 [TESTLAB] LIGHT LABORATORY, INC. (www.lightlaboratory.com)  
 [ISSUEDATE] 7/6/2018  
 [MANUFAC] USTE, dba Vista Professional Outdoor Lighting  
 [LUMCAT] 1503-AB-30  
 [LUMINAIRE] Steplight, border door, clear lens, 6 LED  
 [BALLASTCAT] THOMAS RESEARCH PRODUCTS LED12W-24-C0500  
 [OTHER] INDICATING THE CANDELA VALUES ARE ABSOLUTE AND  
 [MORE] SHOULD NOT BE FACTORED FOR DIFFERENT LAMP RATINGS.  
 [INPUT] 120VAC, 11.04W  
 [TEST PROCEDURE] IESNA:LM-79-08

**CHARACTERISTICS**

IES Classification	Type IV
Longitudinal Classification	Very Short
Lumens Per Lamp	N.A. (absolute)
Total Lamp Lumens	N.A. (absolute)
Luminaire Lumens	473
Downward Total Efficiency	N.A. (absolute)
Total Luminaire Efficiency	N.A. (absolute)
Luminaire Efficacy Rating (LER)	43
Total Luminaire Watts	11.04
Ballast Factor	1.00
Upward Waste Light Ratio	0.16
Maximum Candela	417.95
Maximum Candela Angle	0H 60V
Maximum Candela (<90 Degrees Vertical)	417.95
Maximum Candela Angle (<90 Degrees Vertical)	0H 60V
Maximum Candela At 90 Degrees Vertical	142.79 (30.2% Luminaire Lumens)
Maximum Candela from 80 to <90 Degrees Vertical	162.17 (34.3% Luminaire Lumens)
Cutoff Classification (deprecated)	N.A. (absolute)

**IES ROAD REPORT**  
**PHOTOMETRIC FILENAME : L061805906.IES**

**LUMINAIRE CLASSIFICATION SYSTEM (LCS)**

	Lumens	% Lamp	% Luminaire
FL - Front-Low (0-30)	0.9	N.A.	0.2
FM - Front-Medium (30-60)	194.8	N.A.	41.1
FH - Front-High (60-80)	160.1	N.A.	33.8
FVH - Front-Very High (80-90)	40.2	N.A.	8.5
BL - Back-Low (0-30)	< 0.05	N.A.	0.0
BM - Back-Medium (30-60)	0.0	N.A.	0.0
BH - Back-High (60-80)	0.0	N.A.	0.0
BVH - Back-Very High (80-90)	0.0	N.A.	0.0
UL - Uplight-Low (90-100)	30.4	N.A.	6.4
UH - Uplight-High (100-180)	47.1	N.A.	9.9
<b>Total</b>	<b>473.5</b>	<b>N.A.</b>	<b>100.0</b>
<b>BUG Rating</b>	<b>B0-U2-G1</b>		

**ZONAL LUMEN SUMMARY**

Zone	%
0-20	0
0-30	0.2
0-40	6.6
0-60	41.3
0-80	75.1
0-90	83.6
10-90	83.6
20-40	6.6
20-50	20.8
40-70	56.1
60-80	33.8
70-80	12.4
80-90	8.5
90-110	10.6
90-120	13
90-130	14.5
90-150	16
90-180	16.4
110-180	5.8
0-180	100

**IES ROAD REPORT**  
**PHOTOMETRIC FILENAME : L061805906.IES**

**CANDELA TABULATION**

Vert. Angles	Horizontal Angles									
	<u>0</u>	<u>5</u>	<u>10</u>	<u>15</u>	<u>20</u>	<u>25</u>	<u>30</u>	<u>35</u>	<u>40</u>	<u>45</u>
0.0	0.73	0.73	0.73	0.73	0.73	0.73	0.73	0.73	0.73	0.73
2.5	0.74	0.74	0.75	0.75	0.75	0.75	0.75	0.75	0.75	0.75
5.0	0.76	0.76	0.76	0.76	0.76	0.76	0.76	0.76	0.76	0.76
7.5	0.78	0.78	0.78	0.78	0.78	0.77	0.77	0.77	0.77	0.76
10.0	0.80	0.80	0.79	0.79	0.79	0.79	0.79	0.78	0.78	0.78
12.5	0.86	0.87	0.87	0.87	0.86	0.85	0.83	0.81	0.80	0.80
15.0	1.04	1.04	1.02	1.01	0.99	0.96	0.93	0.90	0.87	0.84
17.5	1.21	1.21	1.19	1.17	1.14	1.11	1.06	1.02	0.97	0.92
20.0	1.42	1.42	1.40	1.37	1.34	1.29	1.23	1.17	1.09	1.02
22.5	1.97	1.98	1.91	1.84	1.73	1.55	1.45	1.37	1.26	1.16
25.0	3.56	3.54	3.39	3.13	2.74	2.28	2.08	1.71	1.51	1.32
27.5	5.81	5.82	5.61	5.21	4.61	3.90	3.32	2.64	2.07	1.62
30.0	37.96	41.09	42.66	42.36	26.43	10.19	6.93	4.11	3.07	2.21
32.5	295.95	281.54	242.21	187.50	132.05	95.86	28.96	9.27	4.67	3.14
35.0	309.50	307.80	304.20	299.27	292.60	227.77	183.62	71.45	24.62	6.52
37.5	312.82	312.73	310.45	306.26	300.17	290.40	264.79	243.87	97.45	33.06
40.0	321.19	319.86	316.56	311.39	303.84	296.77	285.99	271.44	228.07	112.21
42.5	333.36	331.30	326.84	320.90	312.05	301.51	290.75	277.53	262.81	179.50
45.0	350.19	347.96	341.69	334.44	323.97	310.39	295.62	279.66	265.48	238.18
47.5	367.86	365.78	358.99	350.79	338.89	322.70	306.27	285.31	267.82	238.94
50.0	384.73	382.38	376.07	367.42	354.24	337.18	318.61	295.44	272.58	237.04
52.5	397.97	395.59	389.97	381.62	368.06	350.89	330.85	306.54	280.40	244.82
55.0	407.13	405.26	399.72	390.15	377.82	361.42	341.40	316.65	288.44	250.23
57.5	412.54	410.70	405.21	396.31	384.43	368.37	347.88	322.92	295.64	257.07
60.0	417.95	415.43	406.99	395.07	386.64	371.09	350.37	326.03	298.76	261.91
62.5	388.51	388.50	391.92	387.40	373.61	367.16	348.64	324.17	299.12	264.65
65.0	359.08	354.27	347.16	352.31	342.95	344.28	332.20	315.45	293.77	263.93
67.5	286.32	288.13	292.17	289.71	297.46	293.74	295.44	286.39	275.71	252.09
70.0	213.57	215.70	226.84	226.26	231.21	231.33	234.73	236.42	237.78	225.19
72.5	189.77	183.99	169.14	183.05	177.93	175.47	179.13	177.44	181.30	187.37
75.0	165.97	167.80	162.42	159.10	149.03	145.60	141.33	127.28	133.67	132.53
77.5	164.07	162.04	158.21	151.51	143.41	133.16	121.61	108.96	100.73	99.16
80.0	162.17	159.84	155.27	148.49	140.03	129.07	115.96	101.75	88.35	78.02
82.5	158.93	156.67	151.64	144.84	136.19	125.74	112.85	98.49	84.55	71.03
85.0	155.70	152.49	147.22	140.27	131.94	121.42	109.14	95.21	81.47	67.86
87.5	149.25	147.08	141.68	134.40	126.12	116.19	104.74	90.70	78.14	65.00
90.0	142.79	139.75	134.22	126.82	118.64	109.09	97.99	85.47	73.43	61.07
92.5	133.71	131.24	125.70	118.41	110.39	101.16	90.93	79.91	68.17	56.65
95.0	124.62	121.82	116.48	109.36	101.70	93.34	83.74	72.80	62.72	52.05
97.5	113.58	111.53	106.71	100.18	93.12	85.02	76.30	66.49	57.20	47.43
100.0	102.53	100.72	96.19	90.85	84.19	77.07	69.02	60.33	51.64	42.57
102.5	91.01	89.53	85.84	81.02	75.60	69.34	62.00	54.09	46.25	38.45
105.0	79.48	78.65	75.85	72.05	66.97	61.74	55.33	48.43	41.30	34.61
107.5	69.28	68.49	66.18	63.42	59.37	54.63	49.16	43.18	36.95	30.94
110.0	59.08	58.94	57.77	55.08	52.49	48.48	43.57	38.55	33.05	27.79
112.5	51.20	50.99	49.74	48.49	46.03	43.04	38.93	34.48	29.73	25.11
115.0	43.32	43.50	43.50	42.38	40.79	38.02	34.83	31.00	27.06	22.80
117.5	38.10	38.10	37.86	37.27	36.16	33.94	31.43	28.19	24.68	20.83
120.0	32.88	33.11	33.47	33.26	32.11	30.66	28.51	25.59	22.50	19.08
122.5	29.80	29.92	29.91	29.64	29.17	27.91	25.93	23.48	20.43	17.48
125.0	26.72	26.90	27.15	27.13	26.75	25.52	23.62	21.45	18.65	15.65
127.5	24.89	24.99	25.08	25.01	24.48	23.31	21.61	19.39	17.23	14.36
130.0	23.13	23.22	23.22	23.01	22.39	21.28	19.65	17.51	15.38	13.26

**IES ROAD REPORT**  
**PHOTOMETRIC FILENAME : L061805906.IES**

**CANDELA TABULATION - (Cont.)**

<b>132.5</b>	21.64	21.66	21.58	21.26	20.57	19.48	17.82	15.85	14.05	12.38
<b>135.0</b>	20.26	20.26	20.07	19.70	18.88	17.70	16.09	14.58	13.09	11.60
<b>137.5</b>	18.98	18.85	18.46	17.78	17.05	15.95	14.79	13.55	12.29	11.02
<b>140.0</b>	17.04	16.94	16.66	16.19	15.51	14.68	13.74	12.69	11.62	10.49
<b>142.5</b>	15.70	15.61	15.37	14.96	14.34	13.68	12.88	12.03	11.04	10.01
<b>145.0</b>	14.55	14.50	14.29	13.94	13.43	12.86	12.19	11.40	10.50	9.54
<b>147.5</b>	13.62	13.54	13.36	13.05	12.63	12.14	11.54	10.81	9.98	9.08
<b>150.0</b>	12.79	12.72	12.56	12.28	11.92	11.46	10.89	10.21	9.47	8.53
<b>152.5</b>	12.00	11.94	11.81	11.54	11.20	10.76	10.23	9.57	8.73	7.22
<b>155.0</b>	11.20	11.13	10.99	10.73	10.41	10.01	9.35	8.65	6.84	4.99
<b>157.5</b>	10.27	10.24	9.98	9.66	9.25	8.76	7.43	5.63	4.27	3.57
<b>160.0</b>	8.64	8.63	7.98	7.20	6.18	4.92	3.89	3.66	3.23	2.97
<b>162.5</b>	3.56	3.58	3.56	3.52	3.48	3.38	3.20	3.03	2.87	2.68
<b>165.0</b>	3.22	3.21	3.16	3.11	3.03	2.93	2.82	2.69	2.55	2.39
<b>167.5</b>	2.73	2.74	2.71	2.67	2.61	2.53	2.44	2.34	2.23	2.12
<b>170.0</b>	2.32	2.31	2.29	2.26	2.21	2.16	2.09	2.02	1.94	1.85
<b>172.5</b>	1.94	1.93	1.91	1.89	1.86	1.82	1.77	1.71	1.65	1.58
<b>175.0</b>	1.56	1.56	1.55	1.53	1.50	1.48	1.44	1.40	1.36	1.31
<b>177.5</b>	1.16	1.16	1.15	1.14	1.13	1.12	1.10	1.09	1.06	1.04
<b>180.0</b>	0.00	0.00	0.00	0.00	0.00	0.00	0.00	0.00	0.00	0.00

**Vert. Angles**      **Horizontal Angles**

	<u>50</u>	<u>55</u>	<u>60</u>	<u>65</u>	<u>70</u>	<u>75</u>	<u>80</u>	<u>85</u>	<u>90</u>	<u>95</u>
<b>0.0</b>	0.73	0.73	0.73	0.73	0.73	0.73	0.73	0.73	0.73	0.73
<b>2.5</b>	0.75	0.75	0.75	0.75	0.75	0.75	0.75	0.74	0.00	0.00
<b>5.0</b>	0.76	0.76	0.76	0.76	0.76	0.76	0.76	0.76	0.00	0.00
<b>7.5</b>	0.76	0.76	0.76	0.76	0.76	0.76	0.76	0.75	0.00	0.00
<b>10.0</b>	0.77	0.77	0.76	0.76	0.76	0.75	0.75	0.75	0.00	0.00
<b>12.5</b>	0.79	0.78	0.77	0.76	0.76	0.76	0.75	0.75	0.00	0.00
<b>15.0</b>	0.81	0.80	0.79	0.78	0.76	0.76	0.75	0.75	0.00	0.00
<b>17.5</b>	0.87	0.83	0.81	0.80	0.78	0.77	0.76	0.76	0.00	0.00
<b>20.0</b>	0.95	0.90	0.84	0.83	0.80	0.78	0.77	0.77	0.00	0.00
<b>22.5</b>	1.07	0.97	0.91	0.85	0.82	0.79	0.77	0.76	0.00	0.00
<b>25.0</b>	1.21	1.09	0.97	0.88	0.84	0.80	0.77	0.76	0.00	0.00
<b>27.5</b>	1.36	1.21	1.06	0.94	0.86	0.82	0.79	0.78	0.00	0.00
<b>30.0</b>	1.66	1.36	1.18	1.01	0.89	0.85	0.81	0.80	0.00	0.00
<b>32.5</b>	2.12	1.60	1.32	1.11	0.95	0.88	0.83	0.81	0.00	0.00
<b>35.0</b>	3.07	2.06	1.49	1.23	1.02	0.91	0.86	0.83	0.00	0.00
<b>37.5</b>	7.86	3.34	1.75	1.36	1.11	0.96	0.88	0.84	0.00	0.00
<b>40.0</b>	28.95	8.16	2.41	1.58	1.21	1.01	0.91	0.85	0.00	0.00
<b>42.5</b>	74.19	19.44	3.38	1.93	1.35	1.07	0.96	0.89	0.00	0.00
<b>45.0</b>	146.89	65.36	9.96	2.37	1.52	1.17	1.02	0.93	0.00	0.00
<b>47.5</b>	202.44	112.39	34.50	5.03	1.72	1.27	1.07	0.96	0.00	0.00
<b>50.0</b>	204.80	141.09	69.28	15.33	2.05	1.37	1.12	0.99	0.00	0.00
<b>52.5</b>	202.51	169.81	103.00	33.94	3.24	1.49	1.18	1.01	0.00	0.00
<b>55.0</b>	205.41	175.22	134.41	57.50	7.91	1.63	1.25	1.03	0.00	0.00
<b>57.5</b>	206.13	175.41	148.93	73.76	17.21	1.96	1.32	1.05	0.00	0.00
<b>60.0</b>	210.60	176.47	145.10	86.74	33.14	3.36	1.38	1.08	0.00	0.00
<b>62.5</b>	210.86	178.57	143.88	99.02	49.12	7.16	1.46	1.12	0.00	0.00
<b>65.0</b>	211.80	179.43	144.87	98.32	58.36	13.04	1.55	1.16	0.00	0.00
<b>67.5</b>	205.06	177.23	146.02	96.87	61.53	19.05	1.80	1.18	0.00	0.00
<b>70.0</b>	185.39	163.66	127.42	88.49	61.11	24.31	2.09	1.20	0.00	0.00
<b>72.5</b>	152.34	129.53	101.69	81.07	59.52	25.67	2.73	1.23	0.00	0.00
<b>75.0</b>	120.32	106.16	97.53	79.75	56.61	25.20	3.44	1.26	0.00	0.00
<b>77.5</b>	93.70	88.02	88.94	70.31	48.93	23.90	3.68	1.27	0.00	0.00

**IES ROAD REPORT**  
**PHOTOMETRIC FILENAME : L061805906.IES**

**CANDELA TABULATION - (Cont.)**

80.0	71.85	64.55	64.91	51.31	38.13	22.25	3.87	1.30	0.00	0.00
82.5	56.85	46.75	45.78	36.29	28.21	17.56	3.79	1.30	0.00	0.00
85.0	54.55	42.03	32.94	23.79	18.55	12.21	3.59	1.30	0.00	0.00
87.5	51.93	39.05	28.25	19.75	15.66	8.90	3.28	1.31	0.00	0.00
90.0	48.57	36.56	26.27	17.54	13.71	5.76	2.96	1.33	0.00	0.00
92.5	45.13	33.92	24.58	16.67	11.23	5.40	2.83	1.34	0.00	0.00
95.0	41.43	31.10	22.61	15.56	9.00	5.05	2.71	1.35	0.00	0.00
97.5	37.85	28.42	20.47	14.15	8.42	4.82	2.63	1.37	0.00	0.00
100.0	34.10	25.73	18.68	12.83	7.91	4.61	2.52	1.38	0.00	0.00
102.5	30.47	23.11	17.31	11.68	7.47	4.42	2.43	1.39	0.00	0.00
105.0	27.29	20.98	16.01	10.76	7.04	4.23	2.35	1.39	0.00	0.00
107.5	24.67	19.05	14.46	10.02	6.65	4.04	2.29	1.39	0.00	0.00
110.0	22.34	17.43	13.21	9.35	6.27	3.87	2.24	1.38	0.00	0.00
112.5	20.34	16.27	12.07	8.71	5.92	3.73	2.22	1.39	0.00	0.00
115.0	18.59	15.09	11.24	8.14	5.61	3.60	2.19	1.40	0.00	0.00
117.5	17.09	13.64	10.44	7.62	5.35	3.52	2.13	1.40	0.00	0.00
120.0	15.72	12.49	9.70	7.23	5.16	3.43	2.07	1.40	0.00	0.00
122.5	14.26	11.58	9.10	6.86	5.01	3.33	2.02	1.40	0.00	0.00
125.0	13.12	10.77	8.57	6.59	4.88	3.16	1.97	1.40	0.00	0.00
127.5	12.17	10.12	8.15	6.36	4.74	2.92	1.91	1.38	0.00	0.00
130.0	11.38	9.56	7.78	6.17	4.58	2.68	1.85	1.37	0.00	0.00
132.5	10.71	9.10	7.51	5.96	4.28	2.47	1.82	1.35	0.00	0.00
135.0	10.17	8.71	7.26	5.76	3.78	2.32	1.78	1.32	0.00	0.00
137.5	9.70	8.35	7.01	5.36	3.23	2.22	1.74	1.30	0.00	0.00
140.0	9.29	8.03	6.71	4.63	2.72	2.15	1.69	1.26	0.00	0.00
142.5	8.91	7.72	6.32	3.68	2.53	2.08	1.63	1.23	0.00	0.00
145.0	8.50	7.24	5.25	3.11	2.43	1.99	1.58	1.20	0.00	0.00
147.5	8.08	6.45	3.84	2.77	2.30	1.90	1.51	1.16	0.00	0.00
150.0	6.99	5.02	2.98	2.61	2.18	1.82	1.45	1.12	0.00	0.00
152.5	5.36	3.43	2.80	2.45	2.09	1.75	1.42	1.10	0.00	0.00
155.0	3.76	2.93	2.65	2.30	1.99	1.68	1.38	1.08	0.00	0.00
157.5	2.98	2.74	2.45	2.16	1.88	1.60	1.33	1.05	0.00	0.00
160.0	2.75	2.50	2.24	2.01	1.77	1.52	1.27	1.03	0.00	0.00
162.5	2.48	2.27	2.06	1.85	1.64	1.42	1.21	0.98	0.00	0.00
165.0	2.22	2.06	1.89	1.71	1.52	1.33	1.14	0.94	0.00	0.00
167.5	1.99	1.86	1.72	1.57	1.41	1.25	1.08	0.91	0.00	0.00
170.0	1.75	1.65	1.54	1.41	1.29	1.15	1.02	0.88	0.00	0.00
172.5	1.51	1.43	1.34	1.25	1.16	1.06	0.96	0.86	0.00	0.00
175.0	1.26	1.21	1.15	1.09	1.03	0.96	0.90	0.83	0.00	0.00
177.5	1.02	0.99	0.96	0.93	0.90	0.86	0.83	0.80	0.00	0.00
180.0	0.00	0.00	0.00	0.00	0.00	0.00	0.00	0.00	0.00	0.00

**Vert. Horizontal Angles**

	<u>100</u>	<u>105</u>	<u>110</u>	<u>115</u>	<u>120</u>	<u>125</u>	<u>130</u>	<u>135</u>	<u>140</u>	<u>145</u>
0.0	0.73	0.73	0.73	0.73	0.73	0.73	0.73	0.73	0.73	0.73
2.5	0.00	0.00	0.00	0.00	0.00	0.00	0.00	0.00	0.00	0.00
5.0	0.00	0.00	0.00	0.00	0.00	0.00	0.00	0.00	0.00	0.00
7.5	0.00	0.00	0.00	0.00	0.00	0.00	0.00	0.00	0.00	0.00
10.0	0.00	0.00	0.00	0.00	0.00	0.00	0.00	0.00	0.00	0.00
12.5	0.00	0.00	0.00	0.00	0.00	0.00	0.00	0.00	0.00	0.00
15.0	0.00	0.00	0.00	0.00	0.00	0.00	0.00	0.00	0.00	0.00
17.5	0.00	0.00	0.00	0.00	0.00	0.00	0.00	0.00	0.00	0.00
20.0	0.00	0.00	0.00	0.00	0.00	0.00	0.00	0.00	0.00	0.00
22.5	0.00	0.00	0.00	0.00	0.00	0.00	0.00	0.00	0.00	0.00
25.0	0.00	0.00	0.00	0.00	0.00	0.00	0.00	0.00	0.00	0.00

IES ROAD REPORT  
PHOTOMETRIC FILENAME : L061805906.IES

CANDELA TABULATION - (Cont.)

27.5	0.00	0.00	0.00	0.00	0.00	0.00	0.00	0.00	0.00	0.00
30.0	0.00	0.00	0.00	0.00	0.00	0.00	0.00	0.00	0.00	0.00
32.5	0.00	0.00	0.00	0.00	0.00	0.00	0.00	0.00	0.00	0.00
35.0	0.00	0.00	0.00	0.00	0.00	0.00	0.00	0.00	0.00	0.00
37.5	0.00	0.00	0.00	0.00	0.00	0.00	0.00	0.00	0.00	0.00
40.0	0.00	0.00	0.00	0.00	0.00	0.00	0.00	0.00	0.00	0.00
42.5	0.00	0.00	0.00	0.00	0.00	0.00	0.00	0.00	0.00	0.00
45.0	0.00	0.00	0.00	0.00	0.00	0.00	0.00	0.00	0.00	0.00
47.5	0.00	0.00	0.00	0.00	0.00	0.00	0.00	0.00	0.00	0.00
50.0	0.00	0.00	0.00	0.00	0.00	0.00	0.00	0.00	0.00	0.00
52.5	0.00	0.00	0.00	0.00	0.00	0.00	0.00	0.00	0.00	0.00
55.0	0.00	0.00	0.00	0.00	0.00	0.00	0.00	0.00	0.00	0.00
57.5	0.00	0.00	0.00	0.00	0.00	0.00	0.00	0.00	0.00	0.00
60.0	0.00	0.00	0.00	0.00	0.00	0.00	0.00	0.00	0.00	0.00
62.5	0.00	0.00	0.00	0.00	0.00	0.00	0.00	0.00	0.00	0.00
65.0	0.00	0.00	0.00	0.00	0.00	0.00	0.00	0.00	0.00	0.00
67.5	0.00	0.00	0.00	0.00	0.00	0.00	0.00	0.00	0.00	0.00
70.0	0.00	0.00	0.00	0.00	0.00	0.00	0.00	0.00	0.00	0.00
72.5	0.00	0.00	0.00	0.00	0.00	0.00	0.00	0.00	0.00	0.00
75.0	0.00	0.00	0.00	0.00	0.00	0.00	0.00	0.00	0.00	0.00
77.5	0.00	0.00	0.00	0.00	0.00	0.00	0.00	0.00	0.00	0.00
80.0	0.00	0.00	0.00	0.00	0.00	0.00	0.00	0.00	0.00	0.00
82.5	0.00	0.00	0.00	0.00	0.00	0.00	0.00	0.00	0.00	0.00
85.0	0.00	0.00	0.00	0.00	0.00	0.00	0.00	0.00	0.00	0.00
87.5	0.00	0.00	0.00	0.00	0.00	0.00	0.00	0.00	0.00	0.00
90.0	0.00	0.00	0.00	0.00	0.00	0.00	0.00	0.00	0.00	0.00
92.5	0.00	0.00	0.00	0.00	0.00	0.00	0.00	0.00	0.00	0.00
95.0	0.00	0.00	0.00	0.00	0.00	0.00	0.00	0.00	0.00	0.00
97.5	0.00	0.00	0.00	0.00	0.00	0.00	0.00	0.00	0.00	0.00
100.0	0.00	0.00	0.00	0.00	0.00	0.00	0.00	0.00	0.00	0.00
102.5	0.00	0.00	0.00	0.00	0.00	0.00	0.00	0.00	0.00	0.00
105.0	0.00	0.00	0.00	0.00	0.00	0.00	0.00	0.00	0.00	0.00
107.5	0.00	0.00	0.00	0.00	0.00	0.00	0.00	0.00	0.00	0.00
110.0	0.00	0.00	0.00	0.00	0.00	0.00	0.00	0.00	0.00	0.00
112.5	0.00	0.00	0.00	0.00	0.00	0.00	0.00	0.00	0.00	0.00
115.0	0.00	0.00	0.00	0.00	0.00	0.00	0.00	0.00	0.00	0.00
117.5	0.00	0.00	0.00	0.00	0.00	0.00	0.00	0.00	0.00	0.00
120.0	0.00	0.00	0.00	0.00	0.00	0.00	0.00	0.00	0.00	0.00
122.5	0.00	0.00	0.00	0.00	0.00	0.00	0.00	0.00	0.00	0.00
125.0	0.00	0.00	0.00	0.00	0.00	0.00	0.00	0.00	0.00	0.00
127.5	0.00	0.00	0.00	0.00	0.00	0.00	0.00	0.00	0.00	0.00
130.0	0.00	0.00	0.00	0.00	0.00	0.00	0.00	0.00	0.00	0.00
132.5	0.00	0.00	0.00	0.00	0.00	0.00	0.00	0.00	0.00	0.00
135.0	0.00	0.00	0.00	0.00	0.00	0.00	0.00	0.00	0.00	0.00
137.5	0.00	0.00	0.00	0.00	0.00	0.00	0.00	0.00	0.00	0.00
140.0	0.00	0.00	0.00	0.00	0.00	0.00	0.00	0.00	0.00	0.00
142.5	0.00	0.00	0.00	0.00	0.00	0.00	0.00	0.00	0.00	0.00
145.0	0.00	0.00	0.00	0.00	0.00	0.00	0.00	0.00	0.00	0.00
147.5	0.00	0.00	0.00	0.00	0.00	0.00	0.00	0.00	0.00	0.00
150.0	0.00	0.00	0.00	0.00	0.00	0.00	0.00	0.00	0.00	0.00
152.5	0.00	0.00	0.00	0.00	0.00	0.00	0.00	0.00	0.00	0.00
155.0	0.00	0.00	0.00	0.00	0.00	0.00	0.00	0.00	0.00	0.00
157.5	0.00	0.00	0.00	0.00	0.00	0.00	0.00	0.00	0.00	0.00
160.0	0.00	0.00	0.00	0.00	0.00	0.00	0.00	0.00	0.00	0.00
162.5	0.00	0.00	0.00	0.00	0.00	0.00	0.00	0.00	0.00	0.00
165.0	0.00	0.00	0.00	0.00	0.00	0.00	0.00	0.00	0.00	0.00

**IES ROAD REPORT**  
**PHOTOMETRIC FILENAME : L061805906.IES**

**CANDELA TABULATION - (Cont.)**

<b>167.5</b>	0.00	0.00	0.00	0.00	0.00	0.00	0.00	0.00	0.00	0.00
<b>170.0</b>	0.00	0.00	0.00	0.00	0.00	0.00	0.00	0.00	0.00	0.00
<b>172.5</b>	0.00	0.00	0.00	0.00	0.00	0.00	0.00	0.00	0.00	0.00
<b>175.0</b>	0.00	0.00	0.00	0.00	0.00	0.00	0.00	0.00	0.00	0.00
<b>177.5</b>	0.00	0.00	0.00	0.00	0.00	0.00	0.00	0.00	0.00	0.00
<b>180.0</b>	0.00	0.00	0.00	0.00	0.00	0.00	0.00	0.00	0.00	0.00

**Vert. Horizontal Angles**  
**Angles**

	<b>150</b>	<b>155</b>	<b>160</b>	<b>165</b>	<b>170</b>	<b>175</b>	<b>180</b>
<b>0.0</b>	0.73	0.73	0.73	0.73	0.73	0.73	0.73
<b>2.5</b>	0.00	0.00	0.00	0.00	0.00	0.00	0.00
<b>5.0</b>	0.00	0.00	0.00	0.00	0.00	0.00	0.00
<b>7.5</b>	0.00	0.00	0.00	0.00	0.00	0.00	0.00
<b>10.0</b>	0.00	0.00	0.00	0.00	0.00	0.00	0.00
<b>12.5</b>	0.00	0.00	0.00	0.00	0.00	0.00	0.00
<b>15.0</b>	0.00	0.00	0.00	0.00	0.00	0.00	0.00
<b>17.5</b>	0.00	0.00	0.00	0.00	0.00	0.00	0.00
<b>20.0</b>	0.00	0.00	0.00	0.00	0.00	0.00	0.00
<b>22.5</b>	0.00	0.00	0.00	0.00	0.00	0.00	0.00
<b>25.0</b>	0.00	0.00	0.00	0.00	0.00	0.00	0.00
<b>27.5</b>	0.00	0.00	0.00	0.00	0.00	0.00	0.00
<b>30.0</b>	0.00	0.00	0.00	0.00	0.00	0.00	0.00
<b>32.5</b>	0.00	0.00	0.00	0.00	0.00	0.00	0.00
<b>35.0</b>	0.00	0.00	0.00	0.00	0.00	0.00	0.00
<b>37.5</b>	0.00	0.00	0.00	0.00	0.00	0.00	0.00
<b>40.0</b>	0.00	0.00	0.00	0.00	0.00	0.00	0.00
<b>42.5</b>	0.00	0.00	0.00	0.00	0.00	0.00	0.00
<b>45.0</b>	0.00	0.00	0.00	0.00	0.00	0.00	0.00
<b>47.5</b>	0.00	0.00	0.00	0.00	0.00	0.00	0.00
<b>50.0</b>	0.00	0.00	0.00	0.00	0.00	0.00	0.00
<b>52.5</b>	0.00	0.00	0.00	0.00	0.00	0.00	0.00
<b>55.0</b>	0.00	0.00	0.00	0.00	0.00	0.00	0.00
<b>57.5</b>	0.00	0.00	0.00	0.00	0.00	0.00	0.00
<b>60.0</b>	0.00	0.00	0.00	0.00	0.00	0.00	0.00
<b>62.5</b>	0.00	0.00	0.00	0.00	0.00	0.00	0.00
<b>65.0</b>	0.00	0.00	0.00	0.00	0.00	0.00	0.00
<b>67.5</b>	0.00	0.00	0.00	0.00	0.00	0.00	0.00
<b>70.0</b>	0.00	0.00	0.00	0.00	0.00	0.00	0.00
<b>72.5</b>	0.00	0.00	0.00	0.00	0.00	0.00	0.00
<b>75.0</b>	0.00	0.00	0.00	0.00	0.00	0.00	0.00
<b>77.5</b>	0.00	0.00	0.00	0.00	0.00	0.00	0.00
<b>80.0</b>	0.00	0.00	0.00	0.00	0.00	0.00	0.00
<b>82.5</b>	0.00	0.00	0.00	0.00	0.00	0.00	0.00
<b>85.0</b>	0.00	0.00	0.00	0.00	0.00	0.00	0.00
<b>87.5</b>	0.00	0.00	0.00	0.00	0.00	0.00	0.00
<b>90.0</b>	0.00	0.00	0.00	0.00	0.00	0.00	0.00
<b>92.5</b>	0.00	0.00	0.00	0.00	0.00	0.00	0.00
<b>95.0</b>	0.00	0.00	0.00	0.00	0.00	0.00	0.00
<b>97.5</b>	0.00	0.00	0.00	0.00	0.00	0.00	0.00
<b>100.0</b>	0.00	0.00	0.00	0.00	0.00	0.00	0.00
<b>102.5</b>	0.00	0.00	0.00	0.00	0.00	0.00	0.00
<b>105.0</b>	0.00	0.00	0.00	0.00	0.00	0.00	0.00
<b>107.5</b>	0.00	0.00	0.00	0.00	0.00	0.00	0.00
<b>110.0</b>	0.00	0.00	0.00	0.00	0.00	0.00	0.00
<b>112.5</b>	0.00	0.00	0.00	0.00	0.00	0.00	0.00

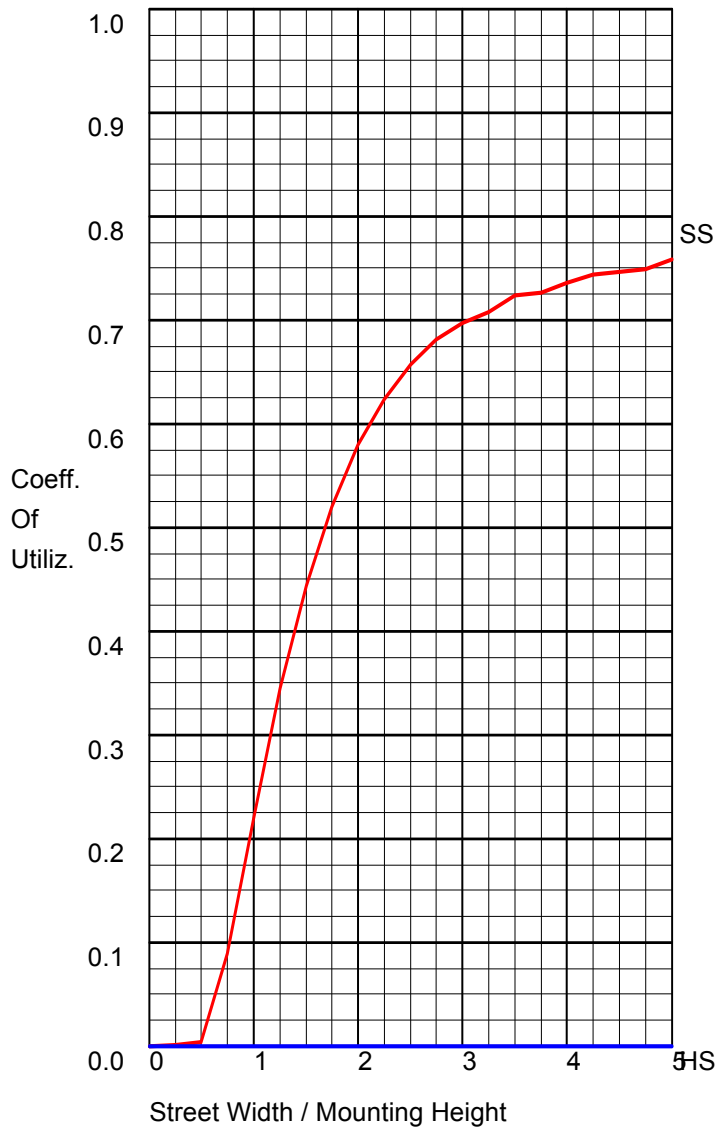
**IES ROAD REPORT**  
**PHOTOMETRIC FILENAME : L061805906.IES**

**CANDELA TABULATION - (Cont.)**

<b>115.0</b>	0.00	0.00	0.00	0.00	0.00	0.00	0.00
<b>117.5</b>	0.00	0.00	0.00	0.00	0.00	0.00	0.00
<b>120.0</b>	0.00	0.00	0.00	0.00	0.00	0.00	0.00
<b>122.5</b>	0.00	0.00	0.00	0.00	0.00	0.00	0.00
<b>125.0</b>	0.00	0.00	0.00	0.00	0.00	0.00	0.00
<b>127.5</b>	0.00	0.00	0.00	0.00	0.00	0.00	0.00
<b>130.0</b>	0.00	0.00	0.00	0.00	0.00	0.00	0.00
<b>132.5</b>	0.00	0.00	0.00	0.00	0.00	0.00	0.00
<b>135.0</b>	0.00	0.00	0.00	0.00	0.00	0.00	0.00
<b>137.5</b>	0.00	0.00	0.00	0.00	0.00	0.00	0.00
<b>140.0</b>	0.00	0.00	0.00	0.00	0.00	0.00	0.00
<b>142.5</b>	0.00	0.00	0.00	0.00	0.00	0.00	0.00
<b>145.0</b>	0.00	0.00	0.00	0.00	0.00	0.00	0.00
<b>147.5</b>	0.00	0.00	0.00	0.00	0.00	0.00	0.00
<b>150.0</b>	0.00	0.00	0.00	0.00	0.00	0.00	0.00
<b>152.5</b>	0.00	0.00	0.00	0.00	0.00	0.00	0.00
<b>155.0</b>	0.00	0.00	0.00	0.00	0.00	0.00	0.00
<b>157.5</b>	0.00	0.00	0.00	0.00	0.00	0.00	0.00
<b>160.0</b>	0.00	0.00	0.00	0.00	0.00	0.00	0.00
<b>162.5</b>	0.00	0.00	0.00	0.00	0.00	0.00	0.00
<b>165.0</b>	0.00	0.00	0.00	0.00	0.00	0.00	0.00
<b>167.5</b>	0.00	0.00	0.00	0.00	0.00	0.00	0.00
<b>170.0</b>	0.00	0.00	0.00	0.00	0.00	0.00	0.00
<b>172.5</b>	0.00	0.00	0.00	0.00	0.00	0.00	0.00
<b>175.0</b>	0.00	0.00	0.00	0.00	0.00	0.00	0.00
<b>177.5</b>	0.00	0.00	0.00	0.00	0.00	0.00	0.00
<b>180.0</b>	0.00	0.00	0.00	0.00	0.00	0.00	0.00



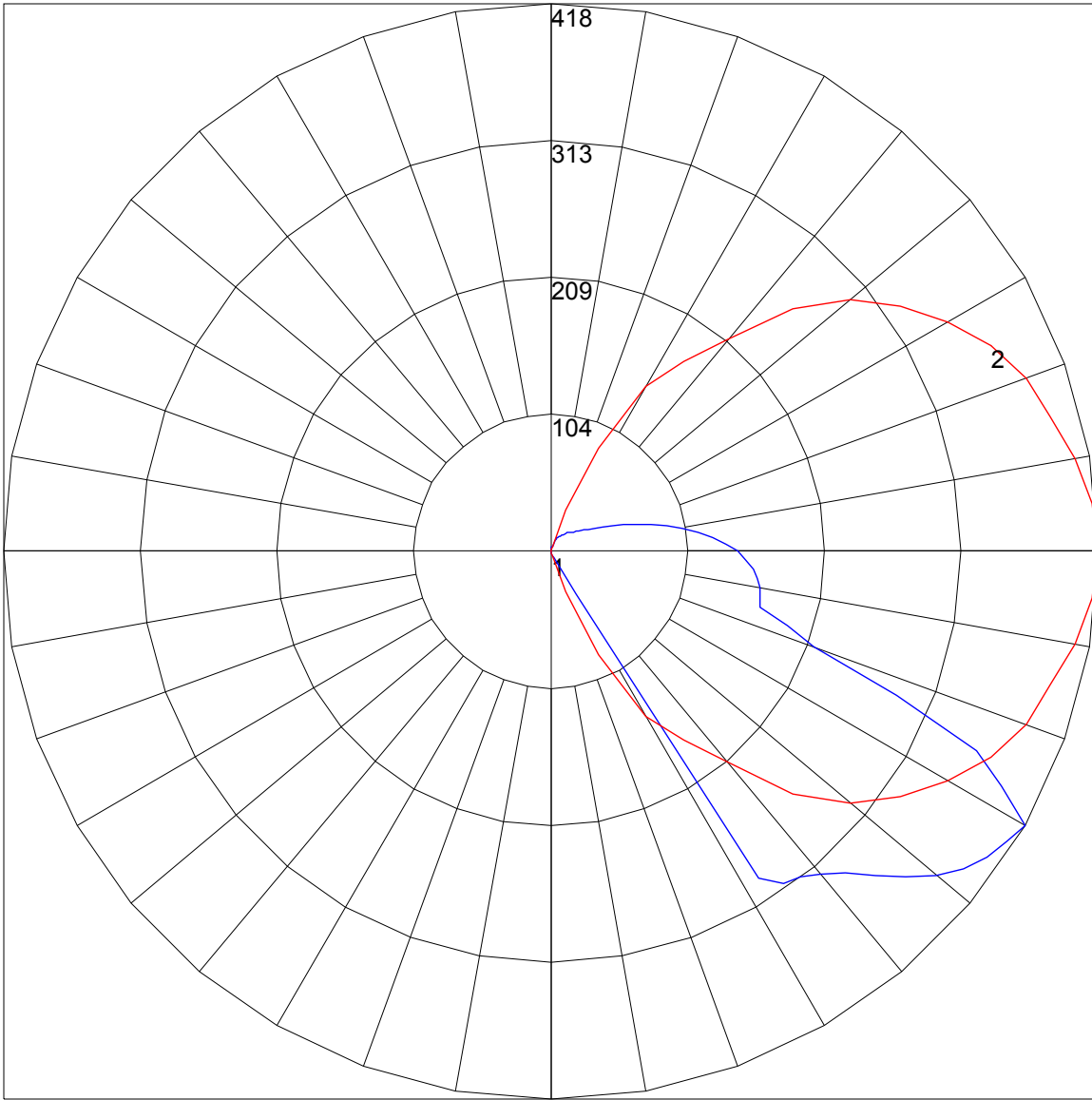
**COEFFICIENTS OF UTILIZATION**



**FLUX DISTRIBUTION**

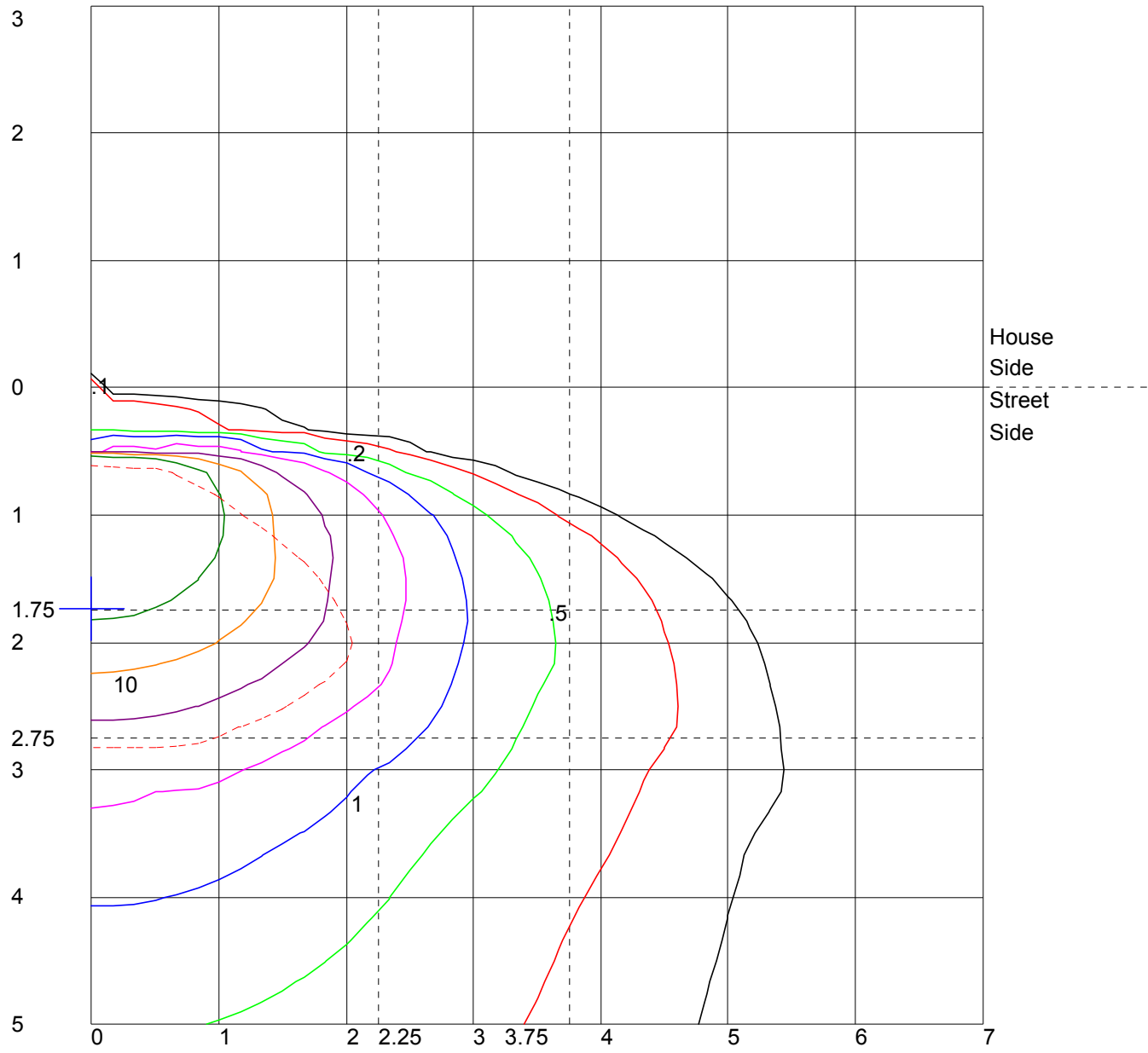
	Lumens	Percent Of Luminaire
Downward Street Side	396.0	83.6
Downward House Side	0.0	0.0
Downward Total	396.0	83.6
Upward Street Side	77.5	16.4
Upward House Side	0.0	0.0
Upward Total	77.5	16.4
Total Flux	473.5	100.0

POLAR GRAPH



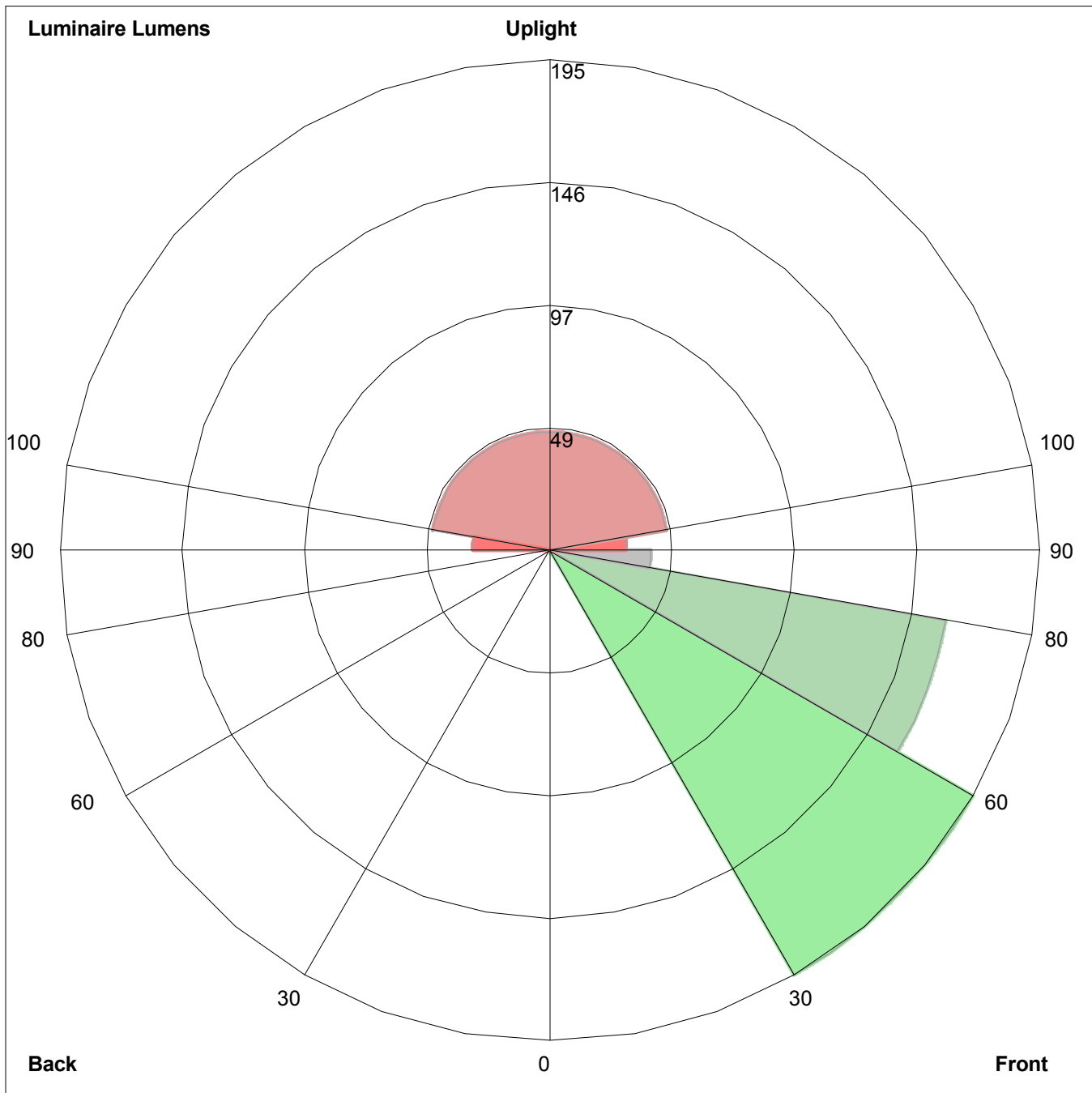
Maximum Candela = 417.95 Located At Horizontal Angle = 0, Vertical Angle = 60  
# 1 - Vertical Plane Through Horizontal Angles (0 - 180) (Through Max. Cd.)  
# 2 - Horizontal Cone Through Vertical Angle (60) (Through Max. Cd.)

ISOFOOTCANDLE LINES OF HORIZONTAL ILLUMINANCE



Distance In Units Of Mounting Height  
 Values Based On 1.5 Foot Mounting Height  
 1/2 Maximum Candela Trace Shown As Dashed Curve  
 (+) = Maximum Candela Point

LUMINAIRE CLASSIFICATION SYSTEM (LCS) GRAPH



Luminaire Lumens:  
Front: Low=0.9, Medium=194.8, High=160.1, Very High=40.2  
Back: Low=0.0, Medium=0.0, High=0.0, Very High=0.0  
Uplight: Low=30.4, High=47.1

BUG Rating : B0-U2-G1