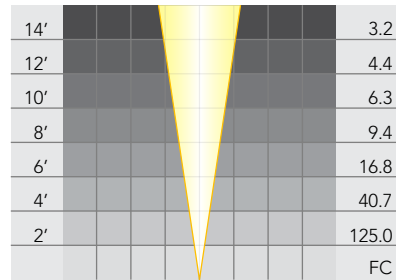


MR-11: **LN-12 FTA**

Wattage: 12W

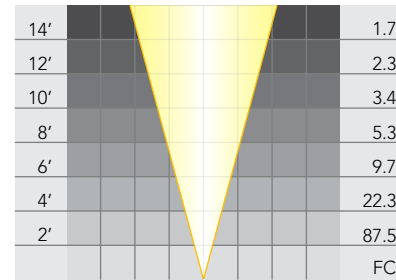
Beam Spread: 10°



MR-11: **LN-12 FTM**

Wattage: 12W

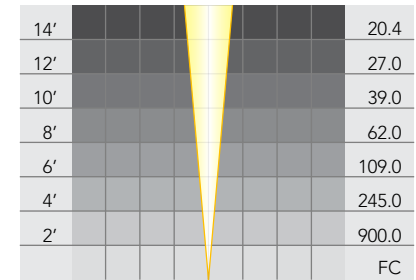
Beam Spread: 17°



MR-11: **LN-12 FTW**

Wattage: 12W

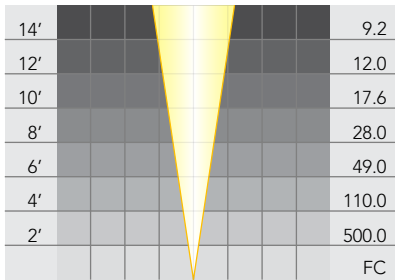
Beam Spread: 30°



MR-11: **LN-20 FTB**

Wattage: 20W

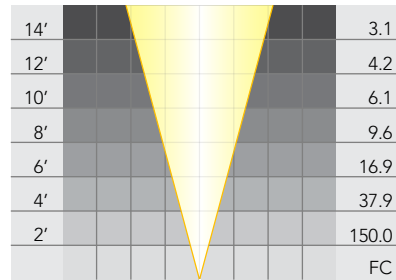
Beam Spread: 10°



MR-11: **LN-20 FTC**

Wattage: 20W

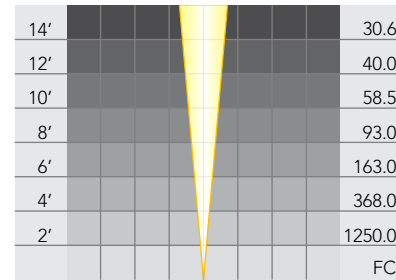
Beam Spread: 17°



MR-11: **LN-20 FTD**

Wattage: 20W

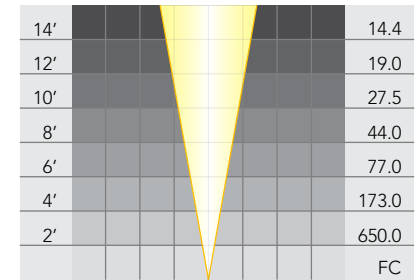
Beam Spread: 30°



MR-11: **LN-35 FTE**

Wattage: 35W

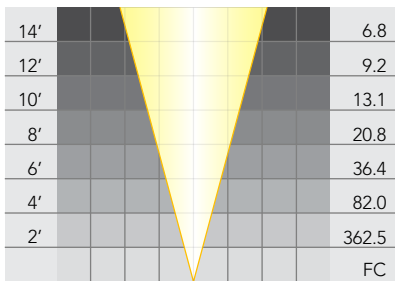
Beam Spread: 10°



MR-11: **LN-35 FTF**

Wattage: 35W

Beam Spread: 20°

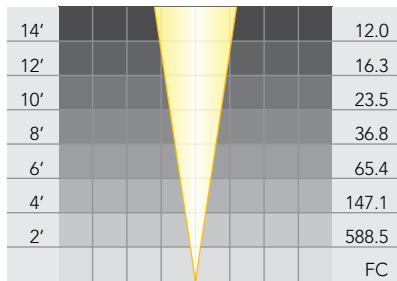


MR-11: **LN-35 FTH**

Wattage: 35W

Beam Spread: 30°

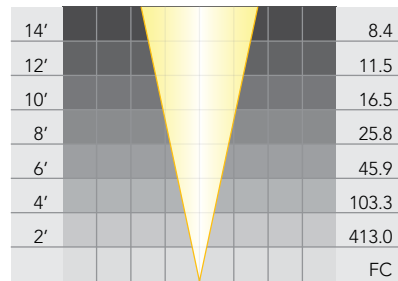
MR-11 LED Lamps



MR-11 LED: **LN-11-2.5-W-15-LED**

Wattage: 2.5W

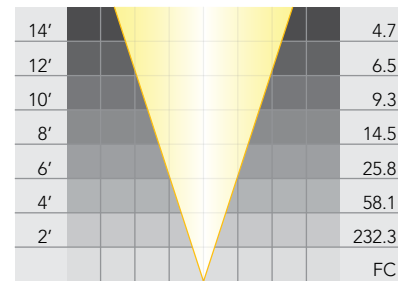
Beam Spread: 15°



MR-11 LED: **LN-11-2.5-W-25-LED**

Wattage: 2.5W

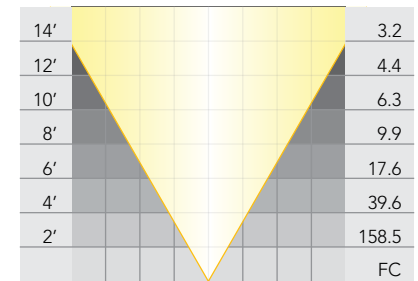
Beam Spread: 25°



MR-11 LED: **LN-11-2.5-W-36-LED**

Wattage: 2.5W

Beam Spread: 36°



MR-11 LED: **LN-11-2.5-W-60-LED**

Wattage: 2.5W

Beam Spread: 60°