



8165 E. Kaiser Blvd. Anaheim, CA 92808
 www.lightlaboratory.com

Photometric Test Report

IES ROAD REPORT
PHOTOMETRIC FILENAME : L061805902.IES

DESCRIPTIVE INFORMATION (From Photometric File)

IESNA:LM-63-2002
 [TEST] L061805902
 [TESTLAB] LIGHT LABORATORY, INC. (www.lightlaboratory.com)
 [ISSUEDATE] 7/5/2018
 [MANUFAC] USTE, dba Vista Professional Outdoor Lighting
 [LUMCAT] 1503-AL-6LED-W
 [LUMINAIRE] Steplight, louvered door, diffusion lens, 6 LED
 [BALLASTCAT] THOMAS RESEARCH PRODUCTS LED12W-24-C0500
 [OTHER] INDICATING THE CANDELA VALUES ARE ABSOLUTE AND
 [MORE] SHOULD NOT BE FACTORED FOR DIFFERENT LAMP RATINGS.
 [INPUT] 120VAC, 11.15W
 [TEST PROCEDURE] IESNA:LM-79-08

CHARACTERISTICS

IES Classification	Type IV
Longitudinal Classification	Very Short
Lumens Per Lamp	N.A. (absolute)
Total Lamp Lumens	N.A. (absolute)
Luminaire Lumens	233
Downward Total Efficiency	N.A. (absolute)
Total Luminaire Efficiency	N.A. (absolute)
Luminaire Efficacy Rating (LER)	21
Total Luminaire Watts	11.15
Ballast Factor	1.00
Upward Waste Light Ratio	0.18
Maximum Candela	241.99
Maximum Candela Angle	0H 60V
Maximum Candela (<90 Degrees Vertical)	241.99
Maximum Candela Angle (<90 Degrees Vertical)	0H 60V
Maximum Candela At 90 Degrees Vertical	95.21 (40.9% Luminaire Lumens)
Maximum Candela from 80 to <90 Degrees Vertical	185.49 (79.6% Luminaire Lumens)
Cutoff Classification (deprecated)	N.A. (absolute)

IES ROAD REPORT
PHOTOMETRIC FILENAME : L061805902.IES

LUMINAIRE CLASSIFICATION SYSTEM (LCS)

	Lumens	% Lamp	% Luminaire
FL - Front-Low (0-30)	1.3	N.A.	0.6
FM - Front-Medium (30-60)	62.6	N.A.	26.9
FH - Front-High (60-80)	92.9	N.A.	39.9
FVH - Front-Very High (80-90)	34.5	N.A.	14.8
BL - Back-Low (0-30)	< 0.05	N.A.	0.0
BM - Back-Medium (30-60)	0.0	N.A.	0.0
BH - Back-High (60-80)	0.0	N.A.	0.0
BVH - Back-Very High (80-90)	0.0	N.A.	0.0
UL - Uplight-Low (90-100)	19.5	N.A.	8.4
UH - Uplight-High (100-180)	22.2	N.A.	9.5
Total	233.0	N.A.	100.0
BUG Rating	B0-U2-G1		

ZONAL LUMEN SUMMARY

Zone	%
0-20	0.1
0-30	0.6
0-40	2.8
0-60	27.5
0-80	67.3
0-90	82.1
10-90	82.1
20-40	2.7
20-50	10.8
40-70	44.6
60-80	39.8
70-80	19.9
80-90	14.8
90-110	13.2
90-120	16
90-130	17.4
90-150	17.9
90-180	17.9
110-180	4.7
0-180	100

IES ROAD REPORT
PHOTOMETRIC FILENAME : L061805902.IES

CANDELA TABULATION

Vert. Angles	Horizontal Angles									
	<u>0</u>	<u>5</u>	<u>10</u>	<u>15</u>	<u>20</u>	<u>25</u>	<u>30</u>	<u>35</u>	<u>40</u>	<u>45</u>
0.0	0.38	0.38	0.38	0.38	0.38	0.38	0.38	0.38	0.38	0.38
2.5	0.45	0.45	0.45	0.45	0.45	0.44	0.44	0.44	0.43	0.43
5.0	0.52	0.52	0.52	0.52	0.52	0.51	0.51	0.50	0.49	0.48
7.5	0.88	0.88	0.87	0.85	0.82	0.78	0.74	0.69	0.64	0.58
10.0	1.25	1.24	1.22	1.19	1.15	1.10	1.04	0.98	0.90	0.82
12.5	1.76	1.76	1.72	1.67	1.60	1.51	1.40	1.27	1.17	1.06
15.0	2.42	2.42	2.36	2.28	2.18	2.05	1.89	1.72	1.55	1.35
17.5	3.25	3.25	3.16	3.05	2.89	2.70	2.48	2.26	2.00	1.73
20.0	4.22	4.22	4.10	3.94	3.74	3.47	3.17	2.87	2.53	2.19
22.5	5.26	5.26	5.11	4.92	4.67	4.36	3.98	3.56	3.12	2.70
25.0	10.79	10.60	9.96	8.92	7.38	5.39	4.97	4.38	3.83	3.25
27.5	15.84	15.64	15.00	14.00	12.62	10.82	8.18	5.78	4.89	3.94
30.0	20.61	20.42	19.78	18.74	17.21	15.27	13.08	10.26	6.84	5.11
32.5	27.28	26.94	25.97	24.38	22.15	19.76	17.13	14.41	11.21	7.47
35.0	39.10	38.56	36.65	33.38	28.89	25.57	21.61	18.33	14.97	11.16
37.5	55.73	54.75	51.76	46.88	40.41	34.41	28.30	23.07	18.57	14.50
40.0	78.52	76.96	72.29	64.74	55.43	46.57	37.90	29.97	23.22	17.66
42.5	106.56	104.42	98.06	87.61	74.91	61.32	49.56	39.04	29.92	22.39
45.0	140.44	137.23	128.30	114.55	98.09	80.08	62.89	49.15	37.79	27.99
47.5	175.12	171.28	160.27	143.31	122.88	100.93	79.33	60.30	46.17	34.83
50.0	208.14	203.28	189.93	171.31	147.09	121.25	95.97	73.16	54.71	41.37
52.5	226.39	222.16	210.77	193.17	168.05	139.88	110.82	83.70	62.95	47.48
55.0	240.29	235.68	224.32	206.79	183.08	154.63	122.73	93.51	69.18	52.66
57.5	241.14	237.78	229.90	215.30	193.12	164.08	132.89	102.13	75.54	56.47
60.0	241.99	238.17	228.80	215.10	197.44	170.96	139.95	107.68	79.02	58.75
62.5	232.15	230.37	224.78	212.70	196.42	173.23	144.64	111.91	80.66	61.06
65.0	222.31	221.26	216.57	207.98	193.46	173.25	146.43	114.71	84.19	62.04
67.5	218.61	216.65	210.20	202.24	190.35	170.50	146.57	116.41	84.15	62.77
70.0	214.92	213.35	207.25	197.37	185.49	167.81	143.96	116.25	84.39	63.21
72.5	211.75	209.73	204.08	193.43	181.06	164.80	141.35	114.60	85.61	63.33
75.0	208.59	205.42	197.89	188.39	176.38	159.80	137.68	112.10	83.40	62.87
77.5	197.04	194.64	189.94	180.71	167.75	152.34	132.15	108.57	80.60	62.01
80.0	185.49	179.42	174.54	165.38	154.31	141.04	123.17	100.05	77.31	59.92
82.5	159.51	157.57	151.92	145.67	137.70	127.01	112.53	92.44	72.97	56.06
85.0	133.53	132.54	128.19	123.20	117.77	110.00	100.37	83.62	67.04	52.05
87.5	114.37	110.47	107.87	104.48	99.30	93.07	83.35	72.89	59.40	47.31
90.0	95.21	93.92	91.71	88.13	83.32	78.04	70.57	60.73	50.77	41.25
92.5	84.41	82.10	79.75	76.01	71.82	66.05	60.45	51.76	43.56	36.23
95.0	73.61	72.89	70.43	66.98	62.15	56.96	50.32	44.26	37.28	31.56
97.5	66.04	64.96	62.64	59.08	54.47	49.35	43.64	37.79	32.20	27.42
100.0	58.47	57.65	55.60	52.12	47.93	42.98	37.95	32.57	27.99	24.15
102.5	51.41	50.63	48.70	45.48	41.67	37.47	32.98	28.51	24.91	21.85
105.0	44.36	44.05	42.27	39.62	36.11	32.70	28.96	25.17	22.42	19.96
107.5	39.10	38.51	36.40	34.57	31.79	28.59	25.52	22.74	20.44	18.52
110.0	33.85	33.51	32.32	30.24	28.26	25.64	22.91	20.88	19.15	17.72
112.5	30.11	29.74	28.56	27.10	25.11	23.14	21.03	19.57	18.31	16.61
115.0	26.38	26.17	25.47	24.09	22.71	20.90	19.65	18.42	17.07	14.94
117.5	23.77	23.48	22.64	21.68	20.65	19.40	18.30	16.84	15.20	13.01
120.0	21.16	20.93	20.41	19.82	18.86	17.76	16.58	14.82	12.94	10.61
122.5	18.71	18.78	18.43	18.02	17.14	16.05	14.20	12.35	10.43	8.05
125.0	16.25	16.40	15.88	16.02	14.30	12.92	11.26	9.80	7.84	5.63
127.5	13.48	13.38	12.98	12.29	11.34	10.24	8.89	7.36	5.58	3.86
130.0	10.93	10.80	10.43	9.79	8.92	7.91	6.65	5.23	3.74	2.16

IES ROAD REPORT
PHOTOMETRIC FILENAME : L061805902.IES

CANDELA TABULATION - (Cont.)

132.5	8.51	8.39	8.04	7.50	6.75	5.85	4.70	3.40	2.09	1.20
135.0	6.26	6.20	5.91	5.43	4.80	3.96	2.86	1.76	1.04	0.54
137.5	4.36	4.29	4.06	3.63	2.98	2.14	1.36	0.86	0.58	0.48
140.0	2.59	2.53	2.28	1.81	1.31	0.92	0.65	0.50	0.47	0.45
142.5	0.80	0.80	0.80	0.73	0.50	0.51	0.47	0.46	0.45	0.45
145.0	0.45	0.46	0.47	0.47	0.45	0.45	0.45	0.44	0.45	0.44
147.5	0.45	0.44	0.44	0.44	0.44	0.45	0.44	0.43	0.44	0.43
150.0	0.45	0.44	0.43	0.43	0.43	0.44	0.43	0.43	0.43	0.43
152.5	0.42	0.42	0.43	0.42	0.43	0.42	0.42	0.42	0.43	0.43
155.0	0.00	0.00	0.00	0.00	0.00	0.00	0.00	0.00	0.00	0.00
157.5	0.00	0.00	0.00	0.00	0.00	0.00	0.00	0.00	0.00	0.00
160.0	0.00	0.00	0.00	0.00	0.00	0.00	0.00	0.00	0.00	0.00
162.5	0.00	0.00	0.00	0.00	0.00	0.00	0.00	0.00	0.00	0.00
165.0	0.00	0.00	0.00	0.00	0.00	0.00	0.00	0.00	0.00	0.00
167.5	0.00	0.00	0.00	0.00	0.00	0.00	0.00	0.00	0.00	0.00
170.0	0.00	0.00	0.00	0.00	0.00	0.00	0.00	0.00	0.00	0.00
172.5	0.00	0.00	0.00	0.00	0.00	0.00	0.00	0.00	0.00	0.00
175.0	0.00	0.00	0.00	0.00	0.00	0.00	0.00	0.00	0.00	0.00
177.5	0.00	0.00	0.00	0.00	0.00	0.00	0.00	0.00	0.00	0.00
180.0	0.00	0.00	0.00	0.00	0.00	0.00	0.00	0.00	0.00	0.00

Vert. Angles **Horizontal Angles**

	<u>50</u>	<u>55</u>	<u>60</u>	<u>65</u>	<u>70</u>	<u>75</u>	<u>80</u>	<u>85</u>	<u>90</u>	<u>95</u>
0.0	0.38	0.38	0.38	0.38	0.38	0.38	0.38	0.38	0.38	0.38
2.5	0.42	0.42	0.41	0.41	0.40	0.39	0.39	0.38	0.00	0.00
5.0	0.47	0.46	0.45	0.44	0.42	0.41	0.39	0.38	0.00	0.00
7.5	0.53	0.51	0.49	0.47	0.45	0.43	0.41	0.39	0.00	0.00
10.0	0.73	0.64	0.54	0.51	0.48	0.45	0.42	0.39	0.00	0.00
12.5	0.95	0.83	0.71	0.57	0.51	0.48	0.44	0.41	0.00	0.00
15.0	1.17	1.03	0.88	0.72	0.55	0.50	0.46	0.42	0.00	0.00
17.5	1.49	1.24	1.05	0.87	0.67	0.53	0.48	0.43	0.00	0.00
20.0	1.84	1.53	1.23	1.02	0.79	0.56	0.50	0.44	0.00	0.00
22.5	2.27	1.84	1.48	1.17	0.92	0.66	0.52	0.45	0.00	0.00
25.0	2.73	2.21	1.74	1.33	1.04	0.75	0.54	0.46	0.00	0.00
27.5	3.23	2.60	2.04	1.55	1.15	0.85	0.57	0.48	0.00	0.00
30.0	3.78	3.04	2.36	1.76	1.27	0.94	0.60	0.49	0.00	0.00
32.5	4.72	3.57	2.70	2.01	1.43	1.03	0.66	0.51	0.00	0.00
35.0	7.46	4.53	3.06	2.27	1.61	1.12	0.72	0.53	0.00	0.00
37.5	10.45	6.21	3.55	2.54	1.79	1.21	0.79	0.55	0.00	0.00
40.0	13.27	8.73	4.79	2.90	1.97	1.31	0.86	0.56	0.00	0.00
42.5	16.33	11.23	6.37	3.50	2.18	1.43	0.93	0.58	0.00	0.00
45.0	20.15	13.62	8.41	4.32	2.41	1.57	1.00	0.60	0.00	0.00
47.5	25.08	16.63	10.47	5.68	2.72	1.72	1.07	0.62	0.00	0.00
50.0	30.57	20.97	12.64	7.29	3.42	1.87	1.15	0.65	0.00	0.00
52.5	36.03	25.31	16.03	8.89	4.39	2.07	1.24	0.68	0.00	0.00
55.0	40.38	29.74	19.41	11.24	5.44	2.33	1.34	0.71	0.00	0.00
57.5	43.86	33.39	23.09	13.84	6.73	2.75	1.45	0.74	0.00	0.00
60.0	45.99	36.10	26.19	16.43	8.40	3.38	1.55	0.77	0.00	0.00
62.5	46.87	37.70	28.69	19.14	10.23	4.15	1.74	0.81	0.00	0.00
65.0	47.51	38.52	30.34	21.43	12.15	5.06	1.96	0.85	0.00	0.00
67.5	47.50	38.61	31.26	23.23	13.91	6.07	2.11	0.88	0.00	0.00
70.0	47.30	38.54	31.53	24.10	15.38	7.05	2.26	0.90	0.00	0.00
72.5	47.72	38.56	31.57	24.63	16.43	7.90	2.56	0.89	0.00	0.00
75.0	48.04	38.73	31.69	24.81	17.06	8.74	2.89	0.87	0.00	0.00
77.5	47.99	38.87	31.72	24.90	17.33	9.26	2.93	0.84	0.00	0.00

IES ROAD REPORT
PHOTOMETRIC FILENAME : L061805902.IES

CANDELA TABULATION - (Cont.)

80.0	46.86	38.14	31.55	24.92	17.39	9.64	2.94	0.81	0.00	0.00
82.5	44.92	36.90	30.73	24.29	16.77	9.30	2.99	0.76	0.00	0.00
85.0	41.91	35.00	29.23	23.25	15.98	8.87	2.97	0.71	0.00	0.00
87.5	38.50	32.43	27.19	21.65	14.78	8.07	2.62	0.65	0.00	0.00
90.0	34.70	29.32	24.81	19.79	13.55	7.24	2.25	0.59	0.00	0.00
92.5	30.97	25.75	21.64	17.20	12.07	6.55	1.94	0.55	0.00	0.00
95.0	27.02	22.52	18.79	14.76	10.61	5.83	1.64	0.52	0.00	0.00
97.5	23.14	20.02	16.97	13.35	9.10	4.48	1.30	0.50	0.00	0.00
100.0	21.09	18.05	15.30	11.92	7.67	3.29	0.96	0.48	0.00	0.00
102.5	19.21	16.37	13.83	10.45	6.30	2.76	0.80	0.47	0.00	0.00
105.0	17.41	15.54	12.55	9.08	5.10	2.22	0.65	0.47	0.00	0.00
107.5	16.63	14.52	11.15	7.82	4.16	1.58	0.55	0.46	0.00	0.00
110.0	15.93	12.94	9.80	6.33	3.07	1.03	0.46	0.45	0.00	0.00
112.5	14.26	11.37	8.30	4.71	1.94	0.69	0.46	0.44	0.00	0.00
115.0	12.54	9.54	6.21	3.12	1.18	0.49	0.45	0.43	0.00	0.00
117.5	10.28	7.19	4.28	1.75	0.68	0.47	0.45	0.43	0.00	0.00
120.0	7.83	5.02	2.65	1.12	0.48	0.45	0.45	0.43	0.00	0.00
122.5	5.47	3.35	1.46	0.63	0.46	0.45	0.44	0.43	0.00	0.00
125.0	3.73	1.87	0.87	0.50	0.45	0.45	0.44	0.43	0.00	0.00
127.5	2.14	1.05	0.57	0.46	0.44	0.44	0.44	0.43	0.00	0.00
130.0	1.17	0.63	0.47	0.45	0.44	0.43	0.43	0.43	0.00	0.00
132.5	0.65	0.48	0.46	0.44	0.45	0.43	0.43	0.42	0.00	0.00
135.0	0.49	0.46	0.45	0.44	0.44	0.43	0.42	0.42	0.00	0.00
137.5	0.47	0.45	0.44	0.44	0.43	0.43	0.42	0.42	0.00	0.00
140.0	0.46	0.44	0.44	0.44	0.43	0.43	0.42	0.42	0.00	0.00
142.5	0.45	0.44	0.43	0.43	0.43	0.43	0.41	0.41	0.00	0.00
145.0	0.44	0.43	0.43	0.42	0.43	0.42	0.40	0.40	0.00	0.00
147.5	0.43	0.43	0.42	0.42	0.42	0.42	0.41	0.41	0.00	0.00
150.0	0.43	0.43	0.42	0.42	0.42	0.42	0.42	0.42	0.00	0.00
152.5	0.43	0.42	0.42	0.42	0.42	0.42	0.42	0.41	0.00	0.00
155.0	0.00	0.00	0.00	0.00	0.00	0.00	0.00	0.00	0.00	0.00
157.5	0.00	0.00	0.00	0.00	0.00	0.00	0.00	0.00	0.00	0.00
160.0	0.00	0.00	0.00	0.00	0.00	0.00	0.00	0.00	0.00	0.00
162.5	0.00	0.00	0.00	0.00	0.00	0.00	0.00	0.00	0.00	0.00
165.0	0.00	0.00	0.00	0.00	0.00	0.00	0.00	0.00	0.00	0.00
167.5	0.00	0.00	0.00	0.00	0.00	0.00	0.00	0.00	0.00	0.00
170.0	0.00	0.00	0.00	0.00	0.00	0.00	0.00	0.00	0.00	0.00
172.5	0.00	0.00	0.00	0.00	0.00	0.00	0.00	0.00	0.00	0.00
175.0	0.00	0.00	0.00	0.00	0.00	0.00	0.00	0.00	0.00	0.00
177.5	0.00	0.00	0.00	0.00	0.00	0.00	0.00	0.00	0.00	0.00
180.0	0.00	0.00	0.00	0.00	0.00	0.00	0.00	0.00	0.00	0.00

Vert. Horizontal Angles

	<u>100</u>	<u>105</u>	<u>110</u>	<u>115</u>	<u>120</u>	<u>125</u>	<u>130</u>	<u>135</u>	<u>140</u>	<u>145</u>
0.0	0.38	0.38	0.38	0.38	0.38	0.38	0.38	0.38	0.38	0.38
2.5	0.00	0.00	0.00	0.00	0.00	0.00	0.00	0.00	0.00	0.00
5.0	0.00	0.00	0.00	0.00	0.00	0.00	0.00	0.00	0.00	0.00
7.5	0.00	0.00	0.00	0.00	0.00	0.00	0.00	0.00	0.00	0.00
10.0	0.00	0.00	0.00	0.00	0.00	0.00	0.00	0.00	0.00	0.00
12.5	0.00	0.00	0.00	0.00	0.00	0.00	0.00	0.00	0.00	0.00
15.0	0.00	0.00	0.00	0.00	0.00	0.00	0.00	0.00	0.00	0.00
17.5	0.00	0.00	0.00	0.00	0.00	0.00	0.00	0.00	0.00	0.00
20.0	0.00	0.00	0.00	0.00	0.00	0.00	0.00	0.00	0.00	0.00
22.5	0.00	0.00	0.00	0.00	0.00	0.00	0.00	0.00	0.00	0.00
25.0	0.00	0.00	0.00	0.00	0.00	0.00	0.00	0.00	0.00	0.00

IES ROAD REPORT
PHOTOMETRIC FILENAME : L061805902.IES

CANDELA TABULATION - (Cont.)

27.5	0.00	0.00	0.00	0.00	0.00	0.00	0.00	0.00	0.00	0.00
30.0	0.00	0.00	0.00	0.00	0.00	0.00	0.00	0.00	0.00	0.00
32.5	0.00	0.00	0.00	0.00	0.00	0.00	0.00	0.00	0.00	0.00
35.0	0.00	0.00	0.00	0.00	0.00	0.00	0.00	0.00	0.00	0.00
37.5	0.00	0.00	0.00	0.00	0.00	0.00	0.00	0.00	0.00	0.00
40.0	0.00	0.00	0.00	0.00	0.00	0.00	0.00	0.00	0.00	0.00
42.5	0.00	0.00	0.00	0.00	0.00	0.00	0.00	0.00	0.00	0.00
45.0	0.00	0.00	0.00	0.00	0.00	0.00	0.00	0.00	0.00	0.00
47.5	0.00	0.00	0.00	0.00	0.00	0.00	0.00	0.00	0.00	0.00
50.0	0.00	0.00	0.00	0.00	0.00	0.00	0.00	0.00	0.00	0.00
52.5	0.00	0.00	0.00	0.00	0.00	0.00	0.00	0.00	0.00	0.00
55.0	0.00	0.00	0.00	0.00	0.00	0.00	0.00	0.00	0.00	0.00
57.5	0.00	0.00	0.00	0.00	0.00	0.00	0.00	0.00	0.00	0.00
60.0	0.00	0.00	0.00	0.00	0.00	0.00	0.00	0.00	0.00	0.00
62.5	0.00	0.00	0.00	0.00	0.00	0.00	0.00	0.00	0.00	0.00
65.0	0.00	0.00	0.00	0.00	0.00	0.00	0.00	0.00	0.00	0.00
67.5	0.00	0.00	0.00	0.00	0.00	0.00	0.00	0.00	0.00	0.00
70.0	0.00	0.00	0.00	0.00	0.00	0.00	0.00	0.00	0.00	0.00
72.5	0.00	0.00	0.00	0.00	0.00	0.00	0.00	0.00	0.00	0.00
75.0	0.00	0.00	0.00	0.00	0.00	0.00	0.00	0.00	0.00	0.00
77.5	0.00	0.00	0.00	0.00	0.00	0.00	0.00	0.00	0.00	0.00
80.0	0.00	0.00	0.00	0.00	0.00	0.00	0.00	0.00	0.00	0.00
82.5	0.00	0.00	0.00	0.00	0.00	0.00	0.00	0.00	0.00	0.00
85.0	0.00	0.00	0.00	0.00	0.00	0.00	0.00	0.00	0.00	0.00
87.5	0.00	0.00	0.00	0.00	0.00	0.00	0.00	0.00	0.00	0.00
90.0	0.00	0.00	0.00	0.00	0.00	0.00	0.00	0.00	0.00	0.00
92.5	0.00	0.00	0.00	0.00	0.00	0.00	0.00	0.00	0.00	0.00
95.0	0.00	0.00	0.00	0.00	0.00	0.00	0.00	0.00	0.00	0.00
97.5	0.00	0.00	0.00	0.00	0.00	0.00	0.00	0.00	0.00	0.00
100.0	0.00	0.00	0.00	0.00	0.00	0.00	0.00	0.00	0.00	0.00
102.5	0.00	0.00	0.00	0.00	0.00	0.00	0.00	0.00	0.00	0.00
105.0	0.00	0.00	0.00	0.00	0.00	0.00	0.00	0.00	0.00	0.00
107.5	0.00	0.00	0.00	0.00	0.00	0.00	0.00	0.00	0.00	0.00
110.0	0.00	0.00	0.00	0.00	0.00	0.00	0.00	0.00	0.00	0.00
112.5	0.00	0.00	0.00	0.00	0.00	0.00	0.00	0.00	0.00	0.00
115.0	0.00	0.00	0.00	0.00	0.00	0.00	0.00	0.00	0.00	0.00
117.5	0.00	0.00	0.00	0.00	0.00	0.00	0.00	0.00	0.00	0.00
120.0	0.00	0.00	0.00	0.00	0.00	0.00	0.00	0.00	0.00	0.00
122.5	0.00	0.00	0.00	0.00	0.00	0.00	0.00	0.00	0.00	0.00
125.0	0.00	0.00	0.00	0.00	0.00	0.00	0.00	0.00	0.00	0.00
127.5	0.00	0.00	0.00	0.00	0.00	0.00	0.00	0.00	0.00	0.00
130.0	0.00	0.00	0.00	0.00	0.00	0.00	0.00	0.00	0.00	0.00
132.5	0.00	0.00	0.00	0.00	0.00	0.00	0.00	0.00	0.00	0.00
135.0	0.00	0.00	0.00	0.00	0.00	0.00	0.00	0.00	0.00	0.00
137.5	0.00	0.00	0.00	0.00	0.00	0.00	0.00	0.00	0.00	0.00
140.0	0.00	0.00	0.00	0.00	0.00	0.00	0.00	0.00	0.00	0.00
142.5	0.00	0.00	0.00	0.00	0.00	0.00	0.00	0.00	0.00	0.00
145.0	0.00	0.00	0.00	0.00	0.00	0.00	0.00	0.00	0.00	0.00
147.5	0.00	0.00	0.00	0.00	0.00	0.00	0.00	0.00	0.00	0.00
150.0	0.00	0.00	0.00	0.00	0.00	0.00	0.00	0.00	0.00	0.00
152.5	0.00	0.00	0.00	0.00	0.00	0.00	0.00	0.00	0.00	0.00
155.0	0.00	0.00	0.00	0.00	0.00	0.00	0.00	0.00	0.00	0.00
157.5	0.00	0.00	0.00	0.00	0.00	0.00	0.00	0.00	0.00	0.00
160.0	0.00	0.00	0.00	0.00	0.00	0.00	0.00	0.00	0.00	0.00
162.5	0.00	0.00	0.00	0.00	0.00	0.00	0.00	0.00	0.00	0.00
165.0	0.00	0.00	0.00	0.00	0.00	0.00	0.00	0.00	0.00	0.00

IES ROAD REPORT
PHOTOMETRIC FILENAME : L061805902.IES

CANDELA TABULATION - (Cont.)

167.5	0.00	0.00	0.00	0.00	0.00	0.00	0.00	0.00	0.00	0.00
170.0	0.00	0.00	0.00	0.00	0.00	0.00	0.00	0.00	0.00	0.00
172.5	0.00	0.00	0.00	0.00	0.00	0.00	0.00	0.00	0.00	0.00
175.0	0.00	0.00	0.00	0.00	0.00	0.00	0.00	0.00	0.00	0.00
177.5	0.00	0.00	0.00	0.00	0.00	0.00	0.00	0.00	0.00	0.00
180.0	0.00	0.00	0.00	0.00	0.00	0.00	0.00	0.00	0.00	0.00

Vert. Horizontal Angles
Angles

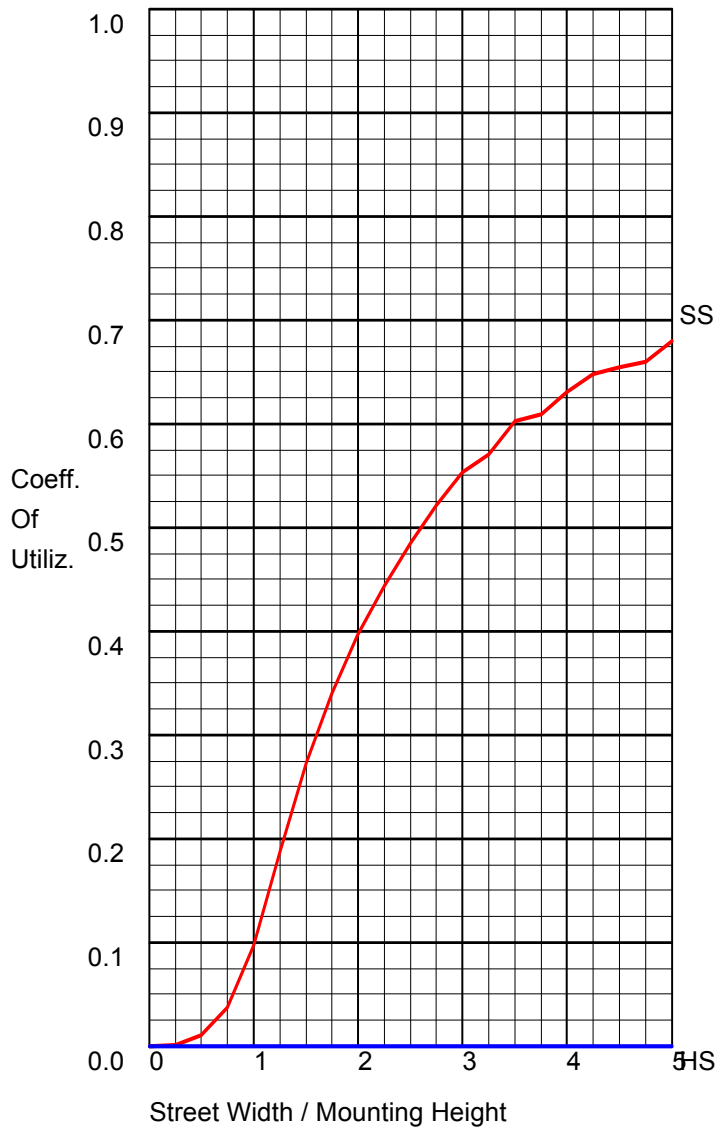
	150	155	160	165	170	175	180
0.0	0.38	0.38	0.38	0.38	0.38	0.38	0.38
2.5	0.00	0.00	0.00	0.00	0.00	0.00	0.00
5.0	0.00	0.00	0.00	0.00	0.00	0.00	0.00
7.5	0.00	0.00	0.00	0.00	0.00	0.00	0.00
10.0	0.00	0.00	0.00	0.00	0.00	0.00	0.00
12.5	0.00	0.00	0.00	0.00	0.00	0.00	0.00
15.0	0.00	0.00	0.00	0.00	0.00	0.00	0.00
17.5	0.00	0.00	0.00	0.00	0.00	0.00	0.00
20.0	0.00	0.00	0.00	0.00	0.00	0.00	0.00
22.5	0.00	0.00	0.00	0.00	0.00	0.00	0.00
25.0	0.00	0.00	0.00	0.00	0.00	0.00	0.00
27.5	0.00	0.00	0.00	0.00	0.00	0.00	0.00
30.0	0.00	0.00	0.00	0.00	0.00	0.00	0.00
32.5	0.00	0.00	0.00	0.00	0.00	0.00	0.00
35.0	0.00	0.00	0.00	0.00	0.00	0.00	0.00
37.5	0.00	0.00	0.00	0.00	0.00	0.00	0.00
40.0	0.00	0.00	0.00	0.00	0.00	0.00	0.00
42.5	0.00	0.00	0.00	0.00	0.00	0.00	0.00
45.0	0.00	0.00	0.00	0.00	0.00	0.00	0.00
47.5	0.00	0.00	0.00	0.00	0.00	0.00	0.00
50.0	0.00	0.00	0.00	0.00	0.00	0.00	0.00
52.5	0.00	0.00	0.00	0.00	0.00	0.00	0.00
55.0	0.00	0.00	0.00	0.00	0.00	0.00	0.00
57.5	0.00	0.00	0.00	0.00	0.00	0.00	0.00
60.0	0.00	0.00	0.00	0.00	0.00	0.00	0.00
62.5	0.00	0.00	0.00	0.00	0.00	0.00	0.00
65.0	0.00	0.00	0.00	0.00	0.00	0.00	0.00
67.5	0.00	0.00	0.00	0.00	0.00	0.00	0.00
70.0	0.00	0.00	0.00	0.00	0.00	0.00	0.00
72.5	0.00	0.00	0.00	0.00	0.00	0.00	0.00
75.0	0.00	0.00	0.00	0.00	0.00	0.00	0.00
77.5	0.00	0.00	0.00	0.00	0.00	0.00	0.00
80.0	0.00	0.00	0.00	0.00	0.00	0.00	0.00
82.5	0.00	0.00	0.00	0.00	0.00	0.00	0.00
85.0	0.00	0.00	0.00	0.00	0.00	0.00	0.00
87.5	0.00	0.00	0.00	0.00	0.00	0.00	0.00
90.0	0.00	0.00	0.00	0.00	0.00	0.00	0.00
92.5	0.00	0.00	0.00	0.00	0.00	0.00	0.00
95.0	0.00	0.00	0.00	0.00	0.00	0.00	0.00
97.5	0.00	0.00	0.00	0.00	0.00	0.00	0.00
100.0	0.00	0.00	0.00	0.00	0.00	0.00	0.00
102.5	0.00	0.00	0.00	0.00	0.00	0.00	0.00
105.0	0.00	0.00	0.00	0.00	0.00	0.00	0.00
107.5	0.00	0.00	0.00	0.00	0.00	0.00	0.00
110.0	0.00	0.00	0.00	0.00	0.00	0.00	0.00
112.5	0.00	0.00	0.00	0.00	0.00	0.00	0.00

IES ROAD REPORT
PHOTOMETRIC FILENAME : L061805902.IES

CANDELA TABULATION - (Cont.)

115.0	0.00	0.00	0.00	0.00	0.00	0.00	0.00
117.5	0.00	0.00	0.00	0.00	0.00	0.00	0.00
120.0	0.00	0.00	0.00	0.00	0.00	0.00	0.00
122.5	0.00	0.00	0.00	0.00	0.00	0.00	0.00
125.0	0.00	0.00	0.00	0.00	0.00	0.00	0.00
127.5	0.00	0.00	0.00	0.00	0.00	0.00	0.00
130.0	0.00	0.00	0.00	0.00	0.00	0.00	0.00
132.5	0.00	0.00	0.00	0.00	0.00	0.00	0.00
135.0	0.00	0.00	0.00	0.00	0.00	0.00	0.00
137.5	0.00	0.00	0.00	0.00	0.00	0.00	0.00
140.0	0.00	0.00	0.00	0.00	0.00	0.00	0.00
142.5	0.00	0.00	0.00	0.00	0.00	0.00	0.00
145.0	0.00	0.00	0.00	0.00	0.00	0.00	0.00
147.5	0.00	0.00	0.00	0.00	0.00	0.00	0.00
150.0	0.00	0.00	0.00	0.00	0.00	0.00	0.00
152.5	0.00	0.00	0.00	0.00	0.00	0.00	0.00
155.0	0.00	0.00	0.00	0.00	0.00	0.00	0.00
157.5	0.00	0.00	0.00	0.00	0.00	0.00	0.00
160.0	0.00	0.00	0.00	0.00	0.00	0.00	0.00
162.5	0.00	0.00	0.00	0.00	0.00	0.00	0.00
165.0	0.00	0.00	0.00	0.00	0.00	0.00	0.00
167.5	0.00	0.00	0.00	0.00	0.00	0.00	0.00
170.0	0.00	0.00	0.00	0.00	0.00	0.00	0.00
172.5	0.00	0.00	0.00	0.00	0.00	0.00	0.00
175.0	0.00	0.00	0.00	0.00	0.00	0.00	0.00
177.5	0.00	0.00	0.00	0.00	0.00	0.00	0.00
180.0	0.00	0.00	0.00	0.00	0.00	0.00	0.00

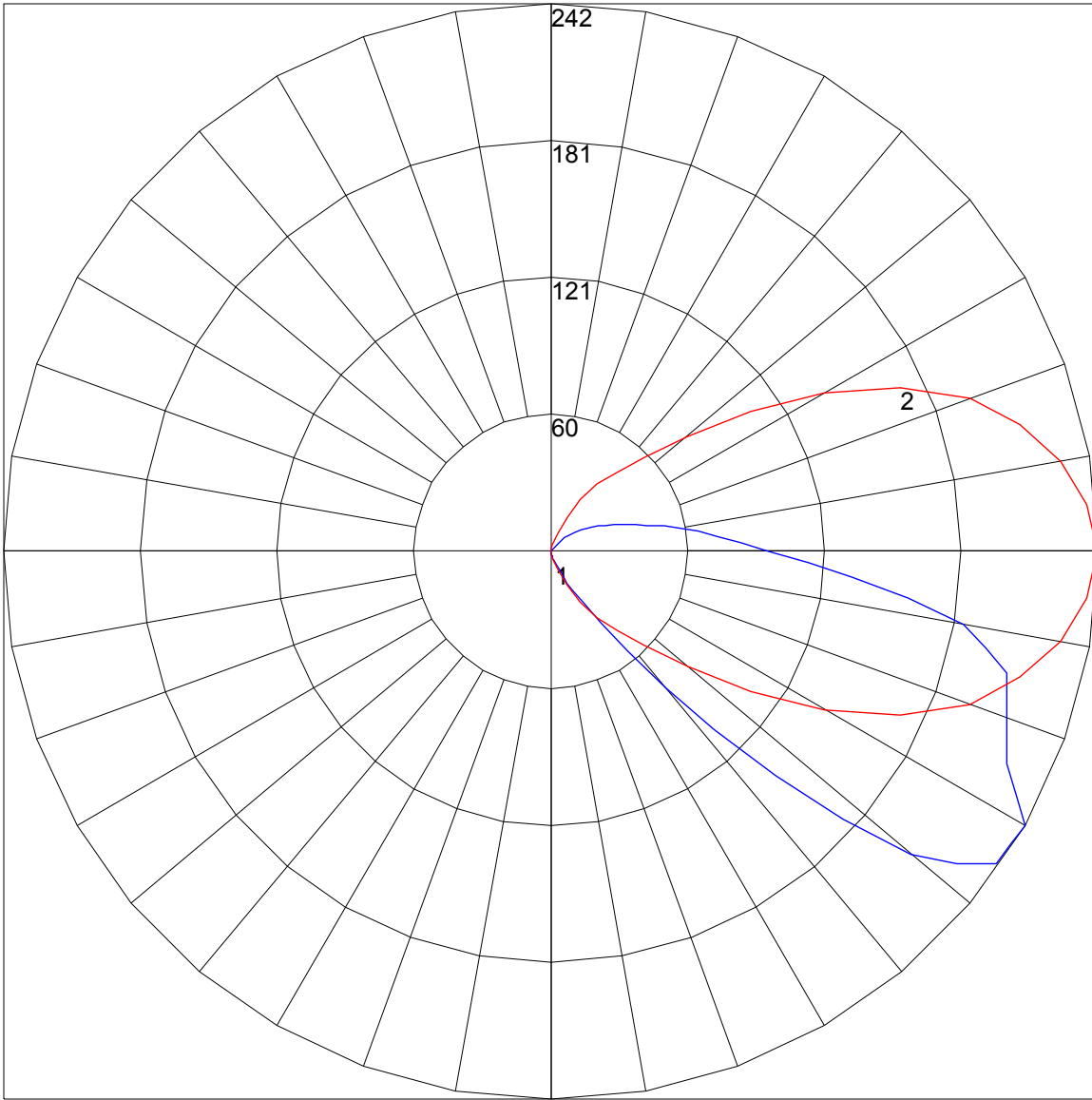
COEFFICIENTS OF UTILIZATION



FLUX DISTRIBUTION

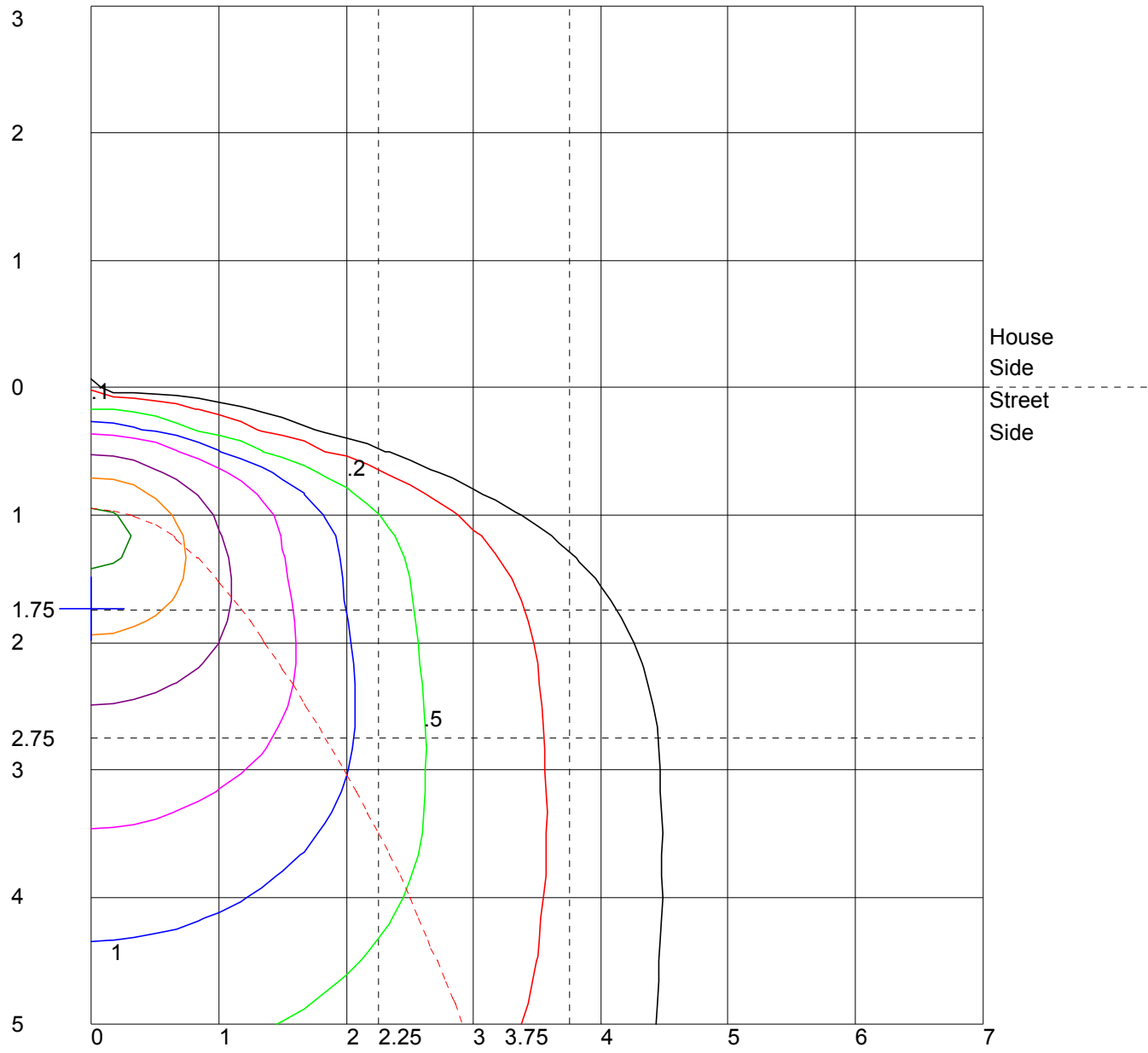
	Lumens	Percent Of Luminaire
Downward Street Side	191.4	82.1
Downward House Side	0.0	0.0
Downward Total	191.4	82.1
Upward Street Side	41.7	17.9
Upward House Side	0.0	0.0
Upward Total	41.7	17.9
Total Flux	233.1	100.0

POLAR GRAPH



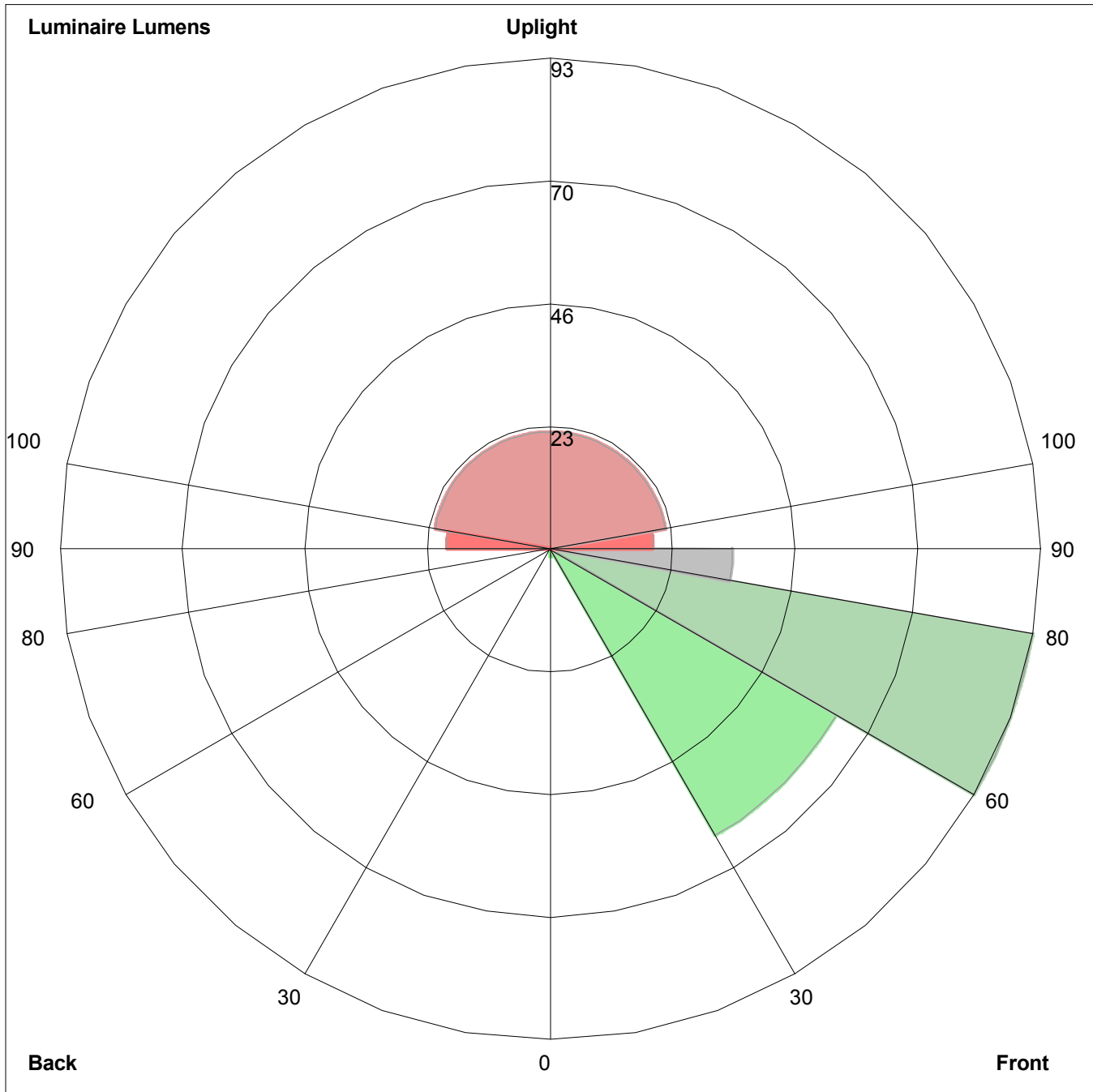
Maximum Candela = 241.99 Located At Horizontal Angle = 0, Vertical Angle = 60
1 - Vertical Plane Through Horizontal Angles (0 - 180) (Through Max. Cd.)
2 - Horizontal Cone Through Vertical Angle (60) (Through Max. Cd.)

ISOFOOTCANDLE LINES OF HORIZONTAL ILLUMINANCE



Distance In Units Of Mounting Height
 Values Based On 1.5 Foot Mounting Height
 1/2 Maximum Candela Trace Shown As Dashed Curve
 (+) = Maximum Candela Point

LUMINAIRE CLASSIFICATION SYSTEM (LCS) GRAPH



Luminaire Lumens:
Front: Low=1.3, Medium=62.6, High=92.9, Very High=34.5
Back: Low=0.0, Medium=0.0, High=0.0, Very High=0.0
Uplight: Low=19.5, High=22.2

BUG Rating : B0-U2-G1