



8165 E. Kaiser Blvd. Anaheim, CA 92808
 www.lightlaboratory.com

Photometric Test Report

IES ROAD REPORT
PHOTOMETRIC FILENAME : L061805904.IES

DESCRIPTIVE INFORMATION (From Photometric File)

IESNA:LM-63-2002
 [TEST] L061805904
 [TESTLAB] LIGHT LABORATORY, INC. (www.lightlaboratory.com)
 [ISSUEDATE] 7/5/2018
 [MANUFAC] USTE, dba Vista Professional Outdoor Lighting
 [LUMCAT] 1501-AB-3LED-W
 [LUMINAIRE] Steplight, border door, clear lens, 3 LED
 [BALLASTCAT] GE LIGHTECH GELD6DMV500SL
 [OTHER] INDICATING THE CANDELA VALUES ARE ABSOLUTE AND
 [MORE] SHOULD NOT BE FACTORED FOR DIFFERENT LAMP RATINGS.
 [INPUT] 120VAC, 6.10W
 [TEST PROCEDURE] IESNA:LM-79-08

CHARACTERISTICS

IES Classification	Type III
Longitudinal Classification	Very Short
Lumens Per Lamp	N.A. (absolute)
Total Lamp Lumens	N.A. (absolute)
Luminaire Lumens	210
Downward Total Efficiency	N.A. (absolute)
Total Luminaire Efficiency	N.A. (absolute)
Luminaire Efficacy Rating (LER)	34
Total Luminaire Watts	6.1
Ballast Factor	1.00
Upward Waste Light Ratio	0.15
Maximum Candela	193.44
Maximum Candela Angle	0H 55V
Maximum Candela (<90 Degrees Vertical)	193.44
Maximum Candela Angle (<90 Degrees Vertical)	0H 55V
Maximum Candela At 90 Degrees Vertical	67.23 (32.0% Luminaire Lumens)
Maximum Candela from 80 to <90 Degrees Vertical	79.97 (38.1% Luminaire Lumens)
Cutoff Classification (deprecated)	N.A. (absolute)

IES ROAD REPORT
PHOTOMETRIC FILENAME : L061805904.IES

LUMINAIRE CLASSIFICATION SYSTEM (LCS)

	Lumens	% Lamp	% Luminaire
FL - Front-Low (0-30)	1.9	N.A.	0.9
FM - Front-Medium (30-60)	97.0	N.A.	46.1
FH - Front-High (60-80)	62.6	N.A.	29.8
FVH - Front-Very High (80-90)	17.4	N.A.	8.3
BL - Back-Low (0-30)	< 0.05	N.A.	0.0
BM - Back-Medium (30-60)	0.0	N.A.	0.0
BH - Back-High (60-80)	0.0	N.A.	0.0
BVH - Back-Very High (80-90)	0.0	N.A.	0.0
UL - Uplight-Low (90-100)	12.9	N.A.	6.1
UH - Uplight-High (100-180)	18.4	N.A.	8.8
Total	210.2	N.A.	100.0
BUG Rating	B0-U2-G1		

ZONAL LUMEN SUMMARY

Zone	%
0-20	0
0-30	0.9
0-40	10.1
0-60	47
0-80	76.8
0-90	85.1
10-90	85.1
20-40	10.1
20-50	26.1
40-70	55.9
60-80	29.8
70-80	10.8
80-90	8.3
90-110	9.9
90-120	12
90-130	13.2
90-150	14.5
90-180	14.9
110-180	5
0-180	100

IES ROAD REPORT
PHOTOMETRIC FILENAME : L061805904.IES

CANDELA TABULATION

Vert. Angles	Horizontal Angles									
	<u>0</u>	<u>5</u>	<u>10</u>	<u>15</u>	<u>20</u>	<u>25</u>	<u>30</u>	<u>35</u>	<u>40</u>	<u>45</u>
0.0	0.28	0.28	0.28	0.28	0.28	0.28	0.28	0.28	0.28	0.28
2.5	0.28	0.28	0.28	0.28	0.28	0.28	0.28	0.28	0.28	0.28
5.0	0.28	0.28	0.28	0.28	0.28	0.28	0.28	0.28	0.28	0.28
7.5	0.29	0.30	0.30	0.30	0.30	0.30	0.29	0.29	0.29	0.28
10.0	0.31	0.31	0.32	0.32	0.32	0.32	0.32	0.32	0.31	0.31
12.5	0.42	0.42	0.41	0.40	0.39	0.38	0.36	0.34	0.34	0.33
15.0	0.52	0.52	0.51	0.50	0.48	0.46	0.44	0.41	0.39	0.36
17.5	0.66	0.67	0.66	0.65	0.63	0.59	0.55	0.51	0.47	0.43
20.0	1.00	1.02	0.98	0.95	0.91	0.82	0.71	0.66	0.59	0.53
22.5	1.80	1.81	1.71	1.60	1.46	1.29	1.15	0.96	0.76	0.66
25.0	2.84	2.83	2.73	2.56	2.30	1.95	1.74	1.51	1.19	0.84
27.5	40.49	41.27	38.16	32.61	19.15	3.07	2.60	2.05	1.70	1.28
30.0	139.51	134.60	120.88	101.31	80.08	60.42	27.81	7.53	2.37	1.78
32.5	145.04	144.44	143.13	141.22	138.61	118.51	103.15	58.58	13.09	2.41
35.0	147.67	147.18	146.14	144.53	142.17	138.61	132.96	121.23	63.81	20.30
37.5	149.64	149.45	148.56	146.84	144.05	140.63	136.51	131.24	123.53	66.36
40.0	155.38	155.10	153.42	150.51	146.70	142.36	137.51	132.13	125.91	106.64
42.5	163.09	162.43	160.15	156.53	151.63	145.83	139.48	132.92	126.52	110.23
45.0	170.76	169.92	167.52	163.63	157.81	150.68	142.79	134.20	126.00	116.33
47.5	178.92	177.86	175.18	170.79	164.51	156.42	147.27	136.65	126.55	111.11
50.0	185.84	184.82	182.00	178.02	171.22	162.49	152.12	139.92	127.81	114.29
52.5	189.99	189.29	186.90	182.83	176.51	167.63	156.50	142.80	129.59	111.65
55.0	193.44	192.77	190.14	185.84	179.40	170.92	160.07	144.76	130.98	116.02
57.5	192.75	191.86	189.67	186.98	181.14	172.91	160.86	145.72	131.94	113.72
60.0	192.06	190.08	184.76	179.18	180.06	171.75	160.00	145.45	131.44	116.31
62.5	165.80	167.00	170.05	165.36	165.31	164.03	155.19	141.74	129.80	115.99
65.0	139.54	139.69	141.17	142.50	141.01	143.51	140.51	128.53	127.71	106.38
67.5	114.63	115.27	114.24	114.49	114.69	113.65	113.61	95.47	107.77	89.77
70.0	89.72	92.62	96.71	90.37	92.74	83.03	80.24	75.63	76.15	76.89
72.5	86.21	85.16	82.63	82.22	78.82	71.31	65.51	59.98	55.88	60.57
75.0	82.70	82.61	80.85	78.23	73.70	67.02	57.87	48.49	42.74	39.36
77.5	81.34	80.86	79.27	76.47	71.91	64.64	55.00	45.43	36.83	30.42
80.0	79.97	79.25	77.39	74.49	69.99	62.84	53.23	43.55	34.78	26.45
82.5	77.76	77.11	75.23	72.24	67.74	60.79	51.27	41.84	33.27	25.11
85.0	75.55	74.33	72.50	69.59	65.20	58.16	49.24	39.91	31.68	23.86
87.5	71.39	70.81	68.92	65.91	61.62	54.94	46.43	37.80	29.85	22.47
90.0	67.23	66.56	64.71	61.79	57.53	50.96	42.80	34.80	27.40	20.57
92.5	62.26	61.65	60.08	57.27	53.06	46.73	39.28	31.89	25.06	18.76
95.0	57.29	56.64	55.13	52.43	48.46	42.74	35.80	28.96	22.57	17.22
97.5	52.09	51.58	50.00	47.44	43.82	38.40	32.16	26.00	20.31	15.71
100.0	46.88	46.44	44.93	42.56	38.96	34.21	28.58	23.12	18.26	13.32
102.5	41.73	41.32	39.96	37.62	34.45	30.08	25.14	20.37	15.86	11.66
105.0	36.58	36.29	35.06	33.14	30.22	26.21	21.96	17.72	13.66	10.31
107.5	31.86	31.49	30.48	28.87	26.31	22.71	19.15	15.83	11.89	9.11
110.0	27.14	27.00	26.32	24.73	22.72	20.03	16.80	13.33	10.46	8.10
112.5	23.49	23.24	22.46	21.54	19.44	17.11	14.52	11.66	9.32	7.30
115.0	19.85	19.69	19.30	18.57	16.93	14.64	12.58	10.39	8.42	6.66
117.5	17.13	16.96	16.43	15.81	14.67	12.92	11.18	9.37	7.66	6.14
120.0	14.42	14.44	14.31	13.82	12.74	11.54	10.10	8.51	7.09	5.68
122.5	12.97	12.93	12.68	12.20	11.54	10.49	9.24	7.90	6.56	5.27
125.0	11.51	11.52	11.42	11.13	10.57	9.66	8.53	7.31	6.08	4.88
127.5	10.68	10.66	10.55	10.32	9.76	8.93	7.89	6.77	5.62	4.58
130.0	9.92	9.90	9.78	9.52	9.02	8.25	7.30	6.25	5.25	4.31

IES ROAD REPORT
PHOTOMETRIC FILENAME : L061805904.IES

CANDELA TABULATION - (Cont.)

132.5	9.23	9.19	9.05	8.80	8.34	7.63	6.76	5.81	4.96	4.16
135.0	8.57	8.52	8.38	8.14	7.70	7.05	6.29	5.47	4.74	4.01
137.5	7.95	7.91	7.77	7.54	7.13	6.56	5.92	5.23	4.56	3.91
140.0	7.40	7.35	7.22	6.99	6.63	6.17	5.62	5.01	4.42	3.83
142.5	6.88	6.84	6.73	6.53	6.23	5.84	5.38	4.85	4.29	3.74
145.0	6.43	6.41	6.31	6.15	5.89	5.57	5.16	4.68	4.18	3.66
147.5	6.05	6.03	5.96	5.82	5.60	5.34	4.96	4.55	4.08	3.59
150.0	5.71	5.69	5.63	5.51	5.33	5.09	4.78	4.40	3.98	3.48
152.5	5.39	5.37	5.32	5.22	5.10	4.86	4.60	4.25	3.78	3.12
155.0	5.12	5.10	5.05	4.94	4.81	4.62	4.30	3.96	3.16	2.39
157.5	4.77	4.76	4.66	4.53	4.35	4.13	3.53	2.77	2.15	1.60
160.0	4.08	4.09	3.81	3.48	3.02	2.48	2.00	1.75	1.40	1.24
162.5	1.80	1.83	1.81	1.76	1.68	1.56	1.37	1.29	1.21	1.12
165.0	1.35	1.35	1.33	1.31	1.28	1.25	1.20	1.14	1.05	0.95
167.5	1.18	1.18	1.16	1.13	1.09	1.04	0.99	0.92	0.86	0.79
170.0	0.90	0.90	0.89	0.87	0.84	0.81	0.78	0.74	0.69	0.63
172.5	0.67	0.67	0.66	0.65	0.63	0.61	0.58	0.55	0.52	0.48
175.0	0.45	0.45	0.45	0.44	0.44	0.43	0.43	0.42	0.41	0.40
177.5	0.36	0.36	0.36	0.36	0.36	0.36	0.35	0.35	0.34	0.34
180.0	0.00	0.00	0.00	0.00	0.00	0.00	0.00	0.00	0.00	0.00

Vert. Horizontal Angles

	<u>50</u>	<u>55</u>	<u>60</u>	<u>65</u>	<u>70</u>	<u>75</u>	<u>80</u>	<u>85</u>	<u>90</u>	<u>95</u>
0.0	0.28	0.28	0.28	0.28	0.28	0.28	0.28	0.28	0.28	0.28
2.5	0.28	0.28	0.28	0.28	0.28	0.28	0.28	0.28	0.00	0.00
5.0	0.28	0.28	0.28	0.28	0.28	0.28	0.28	0.28	0.00	0.00
7.5	0.28	0.28	0.28	0.28	0.28	0.28	0.28	0.28	0.00	0.00
10.0	0.31	0.31	0.30	0.30	0.30	0.29	0.29	0.28	0.00	0.00
12.5	0.33	0.33	0.32	0.31	0.31	0.30	0.30	0.29	0.00	0.00
15.0	0.34	0.34	0.33	0.32	0.31	0.31	0.30	0.30	0.00	0.00
17.5	0.39	0.35	0.34	0.33	0.32	0.31	0.31	0.31	0.00	0.00
20.0	0.46	0.41	0.36	0.35	0.33	0.31	0.31	0.31	0.00	0.00
22.5	0.56	0.47	0.42	0.37	0.35	0.33	0.32	0.31	0.00	0.00
25.0	0.69	0.56	0.48	0.40	0.37	0.34	0.33	0.32	0.00	0.00
27.5	0.88	0.69	0.56	0.46	0.39	0.36	0.33	0.32	0.00	0.00
30.0	1.25	0.87	0.66	0.52	0.42	0.38	0.34	0.33	0.00	0.00
32.5	1.70	1.13	0.79	0.60	0.47	0.41	0.36	0.34	0.00	0.00
35.0	2.37	1.52	0.99	0.68	0.52	0.43	0.38	0.36	0.00	0.00
37.5	16.72	2.26	1.27	0.78	0.57	0.46	0.40	0.37	0.00	0.00
40.0	51.72	4.66	1.63	0.97	0.64	0.50	0.42	0.37	0.00	0.00
42.5	73.46	26.53	2.09	1.18	0.73	0.53	0.44	0.39	0.00	0.00
45.0	79.24	55.78	15.89	1.44	0.86	0.58	0.47	0.41	0.00	0.00
47.5	78.46	66.32	36.65	3.78	1.00	0.63	0.50	0.43	0.00	0.00
50.0	78.08	65.37	51.88	10.54	1.21	0.69	0.53	0.44	0.00	0.00
52.5	74.92	64.21	47.90	21.27	1.86	0.75	0.56	0.46	0.00	0.00
55.0	75.57	63.39	48.28	25.69	3.06	0.81	0.58	0.48	0.00	0.00
57.5	74.99	62.62	49.27	25.30	4.27	0.95	0.61	0.49	0.00	0.00
60.0	76.87	61.96	46.07	24.17	4.51	1.27	0.64	0.50	0.00	0.00
62.5	73.44	60.94	44.81	23.61	5.39	2.03	0.68	0.52	0.00	0.00
65.0	74.92	59.72	45.07	23.91	6.84	2.97	0.73	0.55	0.00	0.00
67.5	70.42	58.01	44.34	23.63	7.25	3.54	0.86	0.56	0.00	0.00
70.0	63.14	54.72	41.17	23.29	7.08	3.92	1.01	0.57	0.00	0.00
72.5	49.35	47.73	38.33	22.61	6.72	3.91	1.01	0.58	0.00	0.00
75.0	33.85	34.99	30.52	21.30	6.52	3.79	0.99	0.59	0.00	0.00
77.5	23.80	19.95	22.39	18.72	6.14	3.60	0.95	0.60	0.00	0.00

IES ROAD REPORT
PHOTOMETRIC FILENAME : L061805904.IES

CANDELA TABULATION - (Cont.)

80.0	19.46	17.11	18.02	14.88	5.68	3.39	0.89	0.61	0.00	0.00
82.5	18.00	14.86	13.63	11.12	5.09	2.97	0.87	0.61	0.00	0.00
85.0	17.39	12.19	9.41	7.04	4.47	2.51	0.83	0.61	0.00	0.00
87.5	16.28	10.85	7.88	5.87	3.99	2.21	0.81	0.61	0.00	0.00
90.0	14.35	10.08	7.30	5.38	3.53	1.92	0.80	0.62	0.00	0.00
92.5	13.27	9.28	6.78	4.87	3.24	1.79	0.79	0.62	0.00	0.00
95.0	11.99	8.45	6.20	4.37	2.96	1.65	0.78	0.62	0.00	0.00
97.5	10.68	7.69	5.58	4.00	2.67	1.53	0.76	0.61	0.00	0.00
100.0	9.61	6.95	5.07	3.65	2.43	1.42	0.74	0.59	0.00	0.00
102.5	8.57	6.24	4.62	3.34	2.25	1.34	0.74	0.59	0.00	0.00
105.0	7.62	5.67	4.22	3.06	2.07	1.26	0.73	0.59	0.00	0.00
107.5	6.85	5.16	3.85	2.82	1.91	1.18	0.71	0.58	0.00	0.00
110.0	6.19	4.70	3.58	2.61	1.76	1.11	0.69	0.57	0.00	0.00
112.5	5.66	4.34	3.33	2.39	1.63	1.05	0.68	0.56	0.00	0.00
115.0	5.21	4.04	3.05	2.21	1.52	1.00	0.67	0.55	0.00	0.00
117.5	4.83	3.75	2.82	2.06	1.42	0.95	0.65	0.54	0.00	0.00
120.0	4.49	3.46	2.64	1.94	1.35	0.91	0.64	0.53	0.00	0.00
122.5	4.14	3.26	2.49	1.82	1.30	0.88	0.62	0.52	0.00	0.00
125.0	3.91	3.07	2.37	1.75	1.26	0.85	0.61	0.50	0.00	0.00
127.5	3.71	2.94	2.27	1.68	1.23	0.82	0.60	0.49	0.00	0.00
130.0	3.56	2.83	2.18	1.65	1.20	0.79	0.59	0.48	0.00	0.00
132.5	3.43	2.76	2.13	1.61	1.15	0.74	0.58	0.47	0.00	0.00
135.0	3.35	2.70	2.10	1.59	1.07	0.72	0.57	0.45	0.00	0.00
137.5	3.28	2.65	2.09	1.54	0.97	0.71	0.55	0.44	0.00	0.00
140.0	3.23	2.63	2.08	1.42	0.88	0.70	0.54	0.43	0.00	0.00
142.5	3.17	2.62	2.05	1.22	0.85	0.68	0.52	0.42	0.00	0.00
145.0	3.13	2.56	1.80	1.07	0.83	0.67	0.51	0.41	0.00	0.00
147.5	3.10	2.43	1.39	0.98	0.81	0.65	0.49	0.40	0.00	0.00
150.0	2.85	2.00	1.11	0.95	0.78	0.62	0.47	0.40	0.00	0.00
152.5	2.36	1.37	1.07	0.91	0.74	0.59	0.46	0.39	0.00	0.00
155.0	1.63	1.16	1.02	0.85	0.70	0.56	0.44	0.38	0.00	0.00
157.5	1.22	1.10	0.94	0.79	0.66	0.52	0.43	0.37	0.00	0.00
160.0	1.13	0.99	0.84	0.72	0.60	0.47	0.42	0.37	0.00	0.00
162.5	0.99	0.87	0.76	0.65	0.54	0.45	0.40	0.35	0.00	0.00
165.0	0.85	0.76	0.66	0.57	0.47	0.43	0.38	0.34	0.00	0.00
167.5	0.72	0.64	0.56	0.48	0.43	0.40	0.36	0.32	0.00	0.00
170.0	0.58	0.51	0.45	0.42	0.40	0.37	0.34	0.31	0.00	0.00
172.5	0.44	0.43	0.41	0.39	0.37	0.34	0.32	0.30	0.00	0.00
175.0	0.39	0.38	0.36	0.35	0.34	0.32	0.31	0.29	0.00	0.00
177.5	0.33	0.33	0.32	0.31	0.31	0.30	0.29	0.28	0.00	0.00
180.0	0.00	0.00	0.00	0.00	0.00	0.00	0.00	0.00	0.00	0.00

Vert. Horizontal Angles

	<u>100</u>	<u>105</u>	<u>110</u>	<u>115</u>	<u>120</u>	<u>125</u>	<u>130</u>	<u>135</u>	<u>140</u>	<u>145</u>
0.0	0.28	0.28	0.28	0.28	0.28	0.28	0.28	0.28	0.28	0.28
2.5	0.00	0.00	0.00	0.00	0.00	0.00	0.00	0.00	0.00	0.00
5.0	0.00	0.00	0.00	0.00	0.00	0.00	0.00	0.00	0.00	0.00
7.5	0.00	0.00	0.00	0.00	0.00	0.00	0.00	0.00	0.00	0.00
10.0	0.00	0.00	0.00	0.00	0.00	0.00	0.00	0.00	0.00	0.00
12.5	0.00	0.00	0.00	0.00	0.00	0.00	0.00	0.00	0.00	0.00
15.0	0.00	0.00	0.00	0.00	0.00	0.00	0.00	0.00	0.00	0.00
17.5	0.00	0.00	0.00	0.00	0.00	0.00	0.00	0.00	0.00	0.00
20.0	0.00	0.00	0.00	0.00	0.00	0.00	0.00	0.00	0.00	0.00
22.5	0.00	0.00	0.00	0.00	0.00	0.00	0.00	0.00	0.00	0.00
25.0	0.00	0.00	0.00	0.00	0.00	0.00	0.00	0.00	0.00	0.00

IES ROAD REPORT
PHOTOMETRIC FILENAME : L061805904.IES

CANDELA TABULATION - (Cont.)

27.5	0.00	0.00	0.00	0.00	0.00	0.00	0.00	0.00	0.00	0.00
30.0	0.00	0.00	0.00	0.00	0.00	0.00	0.00	0.00	0.00	0.00
32.5	0.00	0.00	0.00	0.00	0.00	0.00	0.00	0.00	0.00	0.00
35.0	0.00	0.00	0.00	0.00	0.00	0.00	0.00	0.00	0.00	0.00
37.5	0.00	0.00	0.00	0.00	0.00	0.00	0.00	0.00	0.00	0.00
40.0	0.00	0.00	0.00	0.00	0.00	0.00	0.00	0.00	0.00	0.00
42.5	0.00	0.00	0.00	0.00	0.00	0.00	0.00	0.00	0.00	0.00
45.0	0.00	0.00	0.00	0.00	0.00	0.00	0.00	0.00	0.00	0.00
47.5	0.00	0.00	0.00	0.00	0.00	0.00	0.00	0.00	0.00	0.00
50.0	0.00	0.00	0.00	0.00	0.00	0.00	0.00	0.00	0.00	0.00
52.5	0.00	0.00	0.00	0.00	0.00	0.00	0.00	0.00	0.00	0.00
55.0	0.00	0.00	0.00	0.00	0.00	0.00	0.00	0.00	0.00	0.00
57.5	0.00	0.00	0.00	0.00	0.00	0.00	0.00	0.00	0.00	0.00
60.0	0.00	0.00	0.00	0.00	0.00	0.00	0.00	0.00	0.00	0.00
62.5	0.00	0.00	0.00	0.00	0.00	0.00	0.00	0.00	0.00	0.00
65.0	0.00	0.00	0.00	0.00	0.00	0.00	0.00	0.00	0.00	0.00
67.5	0.00	0.00	0.00	0.00	0.00	0.00	0.00	0.00	0.00	0.00
70.0	0.00	0.00	0.00	0.00	0.00	0.00	0.00	0.00	0.00	0.00
72.5	0.00	0.00	0.00	0.00	0.00	0.00	0.00	0.00	0.00	0.00
75.0	0.00	0.00	0.00	0.00	0.00	0.00	0.00	0.00	0.00	0.00
77.5	0.00	0.00	0.00	0.00	0.00	0.00	0.00	0.00	0.00	0.00
80.0	0.00	0.00	0.00	0.00	0.00	0.00	0.00	0.00	0.00	0.00
82.5	0.00	0.00	0.00	0.00	0.00	0.00	0.00	0.00	0.00	0.00
85.0	0.00	0.00	0.00	0.00	0.00	0.00	0.00	0.00	0.00	0.00
87.5	0.00	0.00	0.00	0.00	0.00	0.00	0.00	0.00	0.00	0.00
90.0	0.00	0.00	0.00	0.00	0.00	0.00	0.00	0.00	0.00	0.00
92.5	0.00	0.00	0.00	0.00	0.00	0.00	0.00	0.00	0.00	0.00
95.0	0.00	0.00	0.00	0.00	0.00	0.00	0.00	0.00	0.00	0.00
97.5	0.00	0.00	0.00	0.00	0.00	0.00	0.00	0.00	0.00	0.00
100.0	0.00	0.00	0.00	0.00	0.00	0.00	0.00	0.00	0.00	0.00
102.5	0.00	0.00	0.00	0.00	0.00	0.00	0.00	0.00	0.00	0.00
105.0	0.00	0.00	0.00	0.00	0.00	0.00	0.00	0.00	0.00	0.00
107.5	0.00	0.00	0.00	0.00	0.00	0.00	0.00	0.00	0.00	0.00
110.0	0.00	0.00	0.00	0.00	0.00	0.00	0.00	0.00	0.00	0.00
112.5	0.00	0.00	0.00	0.00	0.00	0.00	0.00	0.00	0.00	0.00
115.0	0.00	0.00	0.00	0.00	0.00	0.00	0.00	0.00	0.00	0.00
117.5	0.00	0.00	0.00	0.00	0.00	0.00	0.00	0.00	0.00	0.00
120.0	0.00	0.00	0.00	0.00	0.00	0.00	0.00	0.00	0.00	0.00
122.5	0.00	0.00	0.00	0.00	0.00	0.00	0.00	0.00	0.00	0.00
125.0	0.00	0.00	0.00	0.00	0.00	0.00	0.00	0.00	0.00	0.00
127.5	0.00	0.00	0.00	0.00	0.00	0.00	0.00	0.00	0.00	0.00
130.0	0.00	0.00	0.00	0.00	0.00	0.00	0.00	0.00	0.00	0.00
132.5	0.00	0.00	0.00	0.00	0.00	0.00	0.00	0.00	0.00	0.00
135.0	0.00	0.00	0.00	0.00	0.00	0.00	0.00	0.00	0.00	0.00
137.5	0.00	0.00	0.00	0.00	0.00	0.00	0.00	0.00	0.00	0.00
140.0	0.00	0.00	0.00	0.00	0.00	0.00	0.00	0.00	0.00	0.00
142.5	0.00	0.00	0.00	0.00	0.00	0.00	0.00	0.00	0.00	0.00
145.0	0.00	0.00	0.00	0.00	0.00	0.00	0.00	0.00	0.00	0.00
147.5	0.00	0.00	0.00	0.00	0.00	0.00	0.00	0.00	0.00	0.00
150.0	0.00	0.00	0.00	0.00	0.00	0.00	0.00	0.00	0.00	0.00
152.5	0.00	0.00	0.00	0.00	0.00	0.00	0.00	0.00	0.00	0.00
155.0	0.00	0.00	0.00	0.00	0.00	0.00	0.00	0.00	0.00	0.00
157.5	0.00	0.00	0.00	0.00	0.00	0.00	0.00	0.00	0.00	0.00
160.0	0.00	0.00	0.00	0.00	0.00	0.00	0.00	0.00	0.00	0.00
162.5	0.00	0.00	0.00	0.00	0.00	0.00	0.00	0.00	0.00	0.00
165.0	0.00	0.00	0.00	0.00	0.00	0.00	0.00	0.00	0.00	0.00

IES ROAD REPORT
PHOTOMETRIC FILENAME : L061805904.IES

CANDELA TABULATION - (Cont.)

167.5	0.00	0.00	0.00	0.00	0.00	0.00	0.00	0.00	0.00	0.00
170.0	0.00	0.00	0.00	0.00	0.00	0.00	0.00	0.00	0.00	0.00
172.5	0.00	0.00	0.00	0.00	0.00	0.00	0.00	0.00	0.00	0.00
175.0	0.00	0.00	0.00	0.00	0.00	0.00	0.00	0.00	0.00	0.00
177.5	0.00	0.00	0.00	0.00	0.00	0.00	0.00	0.00	0.00	0.00
180.0	0.00	0.00	0.00	0.00	0.00	0.00	0.00	0.00	0.00	0.00

Vert. Horizontal Angles
Angles

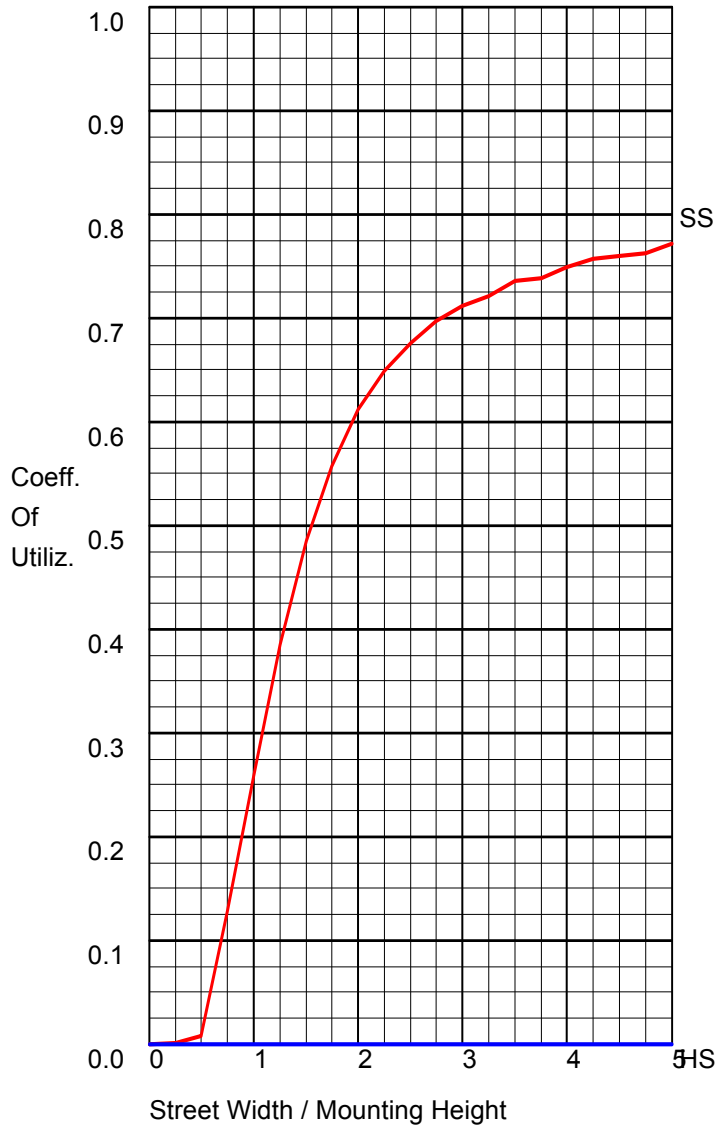
	150	155	160	165	170	175	180
0.0	0.28	0.28	0.28	0.28	0.28	0.28	0.28
2.5	0.00	0.00	0.00	0.00	0.00	0.00	0.00
5.0	0.00	0.00	0.00	0.00	0.00	0.00	0.00
7.5	0.00	0.00	0.00	0.00	0.00	0.00	0.00
10.0	0.00	0.00	0.00	0.00	0.00	0.00	0.00
12.5	0.00	0.00	0.00	0.00	0.00	0.00	0.00
15.0	0.00	0.00	0.00	0.00	0.00	0.00	0.00
17.5	0.00	0.00	0.00	0.00	0.00	0.00	0.00
20.0	0.00	0.00	0.00	0.00	0.00	0.00	0.00
22.5	0.00	0.00	0.00	0.00	0.00	0.00	0.00
25.0	0.00	0.00	0.00	0.00	0.00	0.00	0.00
27.5	0.00	0.00	0.00	0.00	0.00	0.00	0.00
30.0	0.00	0.00	0.00	0.00	0.00	0.00	0.00
32.5	0.00	0.00	0.00	0.00	0.00	0.00	0.00
35.0	0.00	0.00	0.00	0.00	0.00	0.00	0.00
37.5	0.00	0.00	0.00	0.00	0.00	0.00	0.00
40.0	0.00	0.00	0.00	0.00	0.00	0.00	0.00
42.5	0.00	0.00	0.00	0.00	0.00	0.00	0.00
45.0	0.00	0.00	0.00	0.00	0.00	0.00	0.00
47.5	0.00	0.00	0.00	0.00	0.00	0.00	0.00
50.0	0.00	0.00	0.00	0.00	0.00	0.00	0.00
52.5	0.00	0.00	0.00	0.00	0.00	0.00	0.00
55.0	0.00	0.00	0.00	0.00	0.00	0.00	0.00
57.5	0.00	0.00	0.00	0.00	0.00	0.00	0.00
60.0	0.00	0.00	0.00	0.00	0.00	0.00	0.00
62.5	0.00	0.00	0.00	0.00	0.00	0.00	0.00
65.0	0.00	0.00	0.00	0.00	0.00	0.00	0.00
67.5	0.00	0.00	0.00	0.00	0.00	0.00	0.00
70.0	0.00	0.00	0.00	0.00	0.00	0.00	0.00
72.5	0.00	0.00	0.00	0.00	0.00	0.00	0.00
75.0	0.00	0.00	0.00	0.00	0.00	0.00	0.00
77.5	0.00	0.00	0.00	0.00	0.00	0.00	0.00
80.0	0.00	0.00	0.00	0.00	0.00	0.00	0.00
82.5	0.00	0.00	0.00	0.00	0.00	0.00	0.00
85.0	0.00	0.00	0.00	0.00	0.00	0.00	0.00
87.5	0.00	0.00	0.00	0.00	0.00	0.00	0.00
90.0	0.00	0.00	0.00	0.00	0.00	0.00	0.00
92.5	0.00	0.00	0.00	0.00	0.00	0.00	0.00
95.0	0.00	0.00	0.00	0.00	0.00	0.00	0.00
97.5	0.00	0.00	0.00	0.00	0.00	0.00	0.00
100.0	0.00	0.00	0.00	0.00	0.00	0.00	0.00
102.5	0.00	0.00	0.00	0.00	0.00	0.00	0.00
105.0	0.00	0.00	0.00	0.00	0.00	0.00	0.00
107.5	0.00	0.00	0.00	0.00	0.00	0.00	0.00
110.0	0.00	0.00	0.00	0.00	0.00	0.00	0.00
112.5	0.00	0.00	0.00	0.00	0.00	0.00	0.00

IES ROAD REPORT
PHOTOMETRIC FILENAME : L061805904.IES

CANDELA TABULATION - (Cont.)

115.0	0.00	0.00	0.00	0.00	0.00	0.00	0.00
117.5	0.00	0.00	0.00	0.00	0.00	0.00	0.00
120.0	0.00	0.00	0.00	0.00	0.00	0.00	0.00
122.5	0.00	0.00	0.00	0.00	0.00	0.00	0.00
125.0	0.00	0.00	0.00	0.00	0.00	0.00	0.00
127.5	0.00	0.00	0.00	0.00	0.00	0.00	0.00
130.0	0.00	0.00	0.00	0.00	0.00	0.00	0.00
132.5	0.00	0.00	0.00	0.00	0.00	0.00	0.00
135.0	0.00	0.00	0.00	0.00	0.00	0.00	0.00
137.5	0.00	0.00	0.00	0.00	0.00	0.00	0.00
140.0	0.00	0.00	0.00	0.00	0.00	0.00	0.00
142.5	0.00	0.00	0.00	0.00	0.00	0.00	0.00
145.0	0.00	0.00	0.00	0.00	0.00	0.00	0.00
147.5	0.00	0.00	0.00	0.00	0.00	0.00	0.00
150.0	0.00	0.00	0.00	0.00	0.00	0.00	0.00
152.5	0.00	0.00	0.00	0.00	0.00	0.00	0.00
155.0	0.00	0.00	0.00	0.00	0.00	0.00	0.00
157.5	0.00	0.00	0.00	0.00	0.00	0.00	0.00
160.0	0.00	0.00	0.00	0.00	0.00	0.00	0.00
162.5	0.00	0.00	0.00	0.00	0.00	0.00	0.00
165.0	0.00	0.00	0.00	0.00	0.00	0.00	0.00
167.5	0.00	0.00	0.00	0.00	0.00	0.00	0.00
170.0	0.00	0.00	0.00	0.00	0.00	0.00	0.00
172.5	0.00	0.00	0.00	0.00	0.00	0.00	0.00
175.0	0.00	0.00	0.00	0.00	0.00	0.00	0.00
177.5	0.00	0.00	0.00	0.00	0.00	0.00	0.00
180.0	0.00	0.00	0.00	0.00	0.00	0.00	0.00

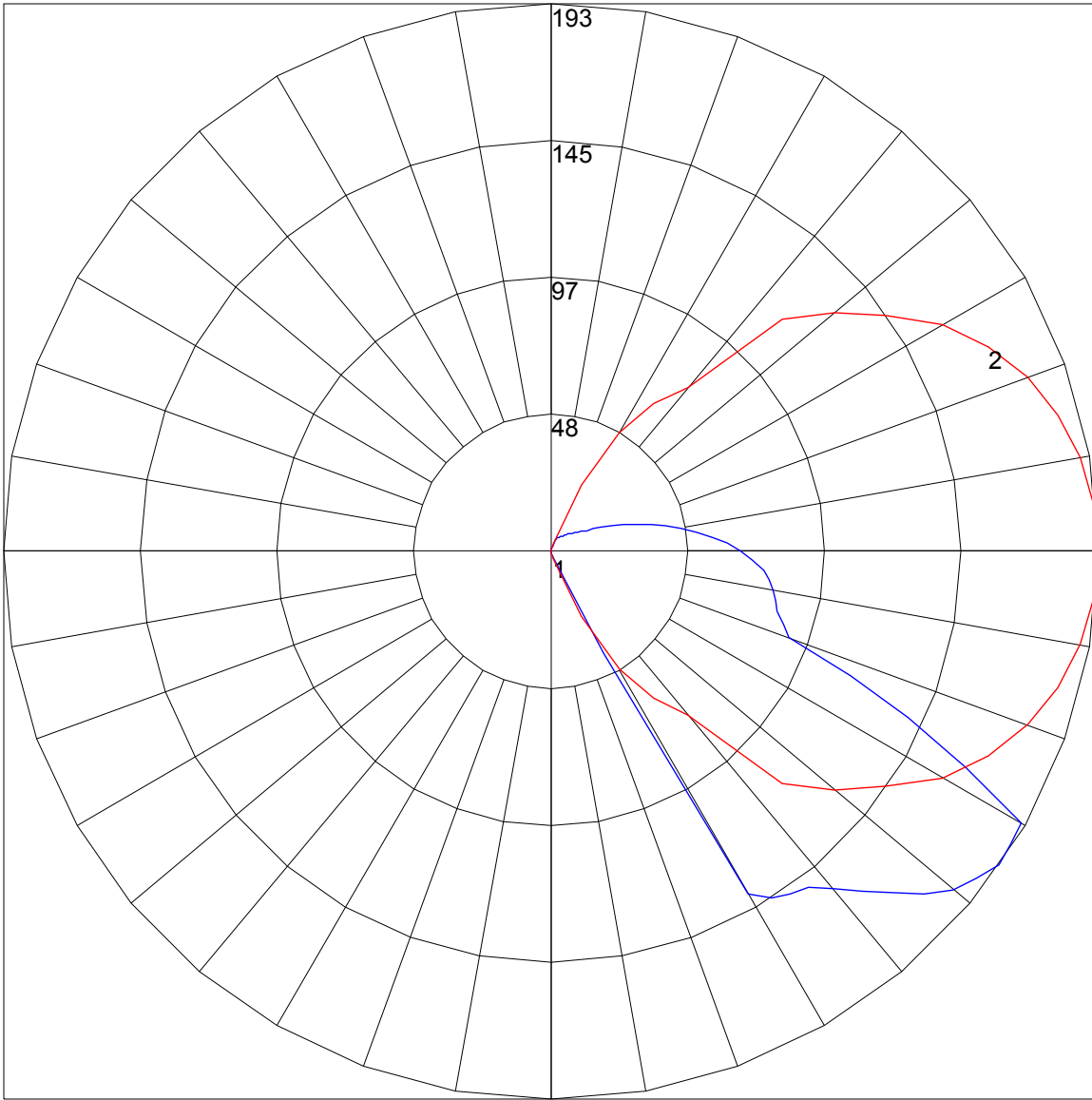
COEFFICIENTS OF UTILIZATION



FLUX DISTRIBUTION

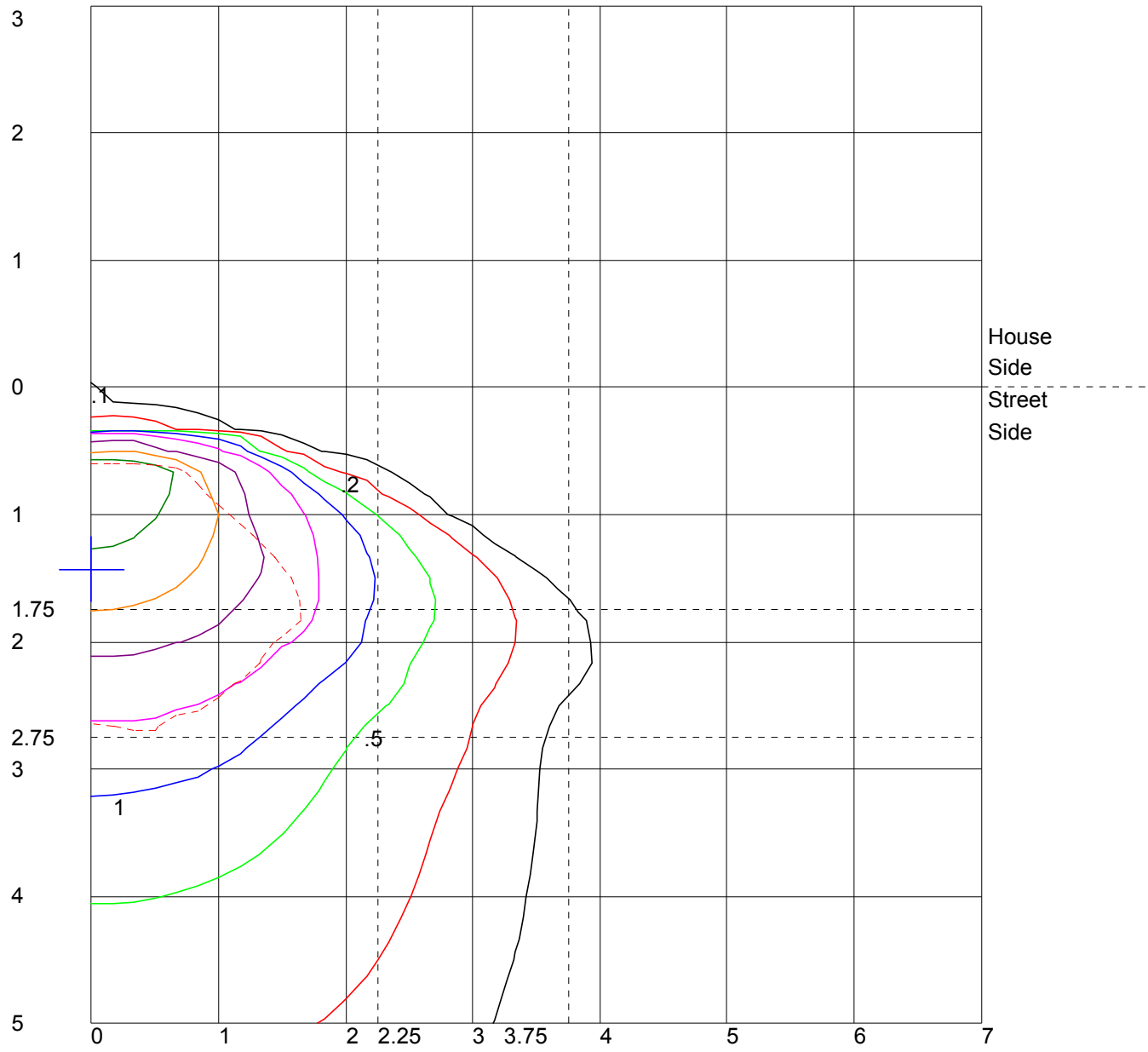
	Lumens	Percent Of Luminaire
Downward Street Side	178.9	85.1
Downward House Side	0.0	0.0
Downward Total	178.9	85.1
Upward Street Side	31.3	14.9
Upward House Side	0.0	0.0
Upward Total	31.3	14.9
Total Flux	210.2	100.0

POLAR GRAPH



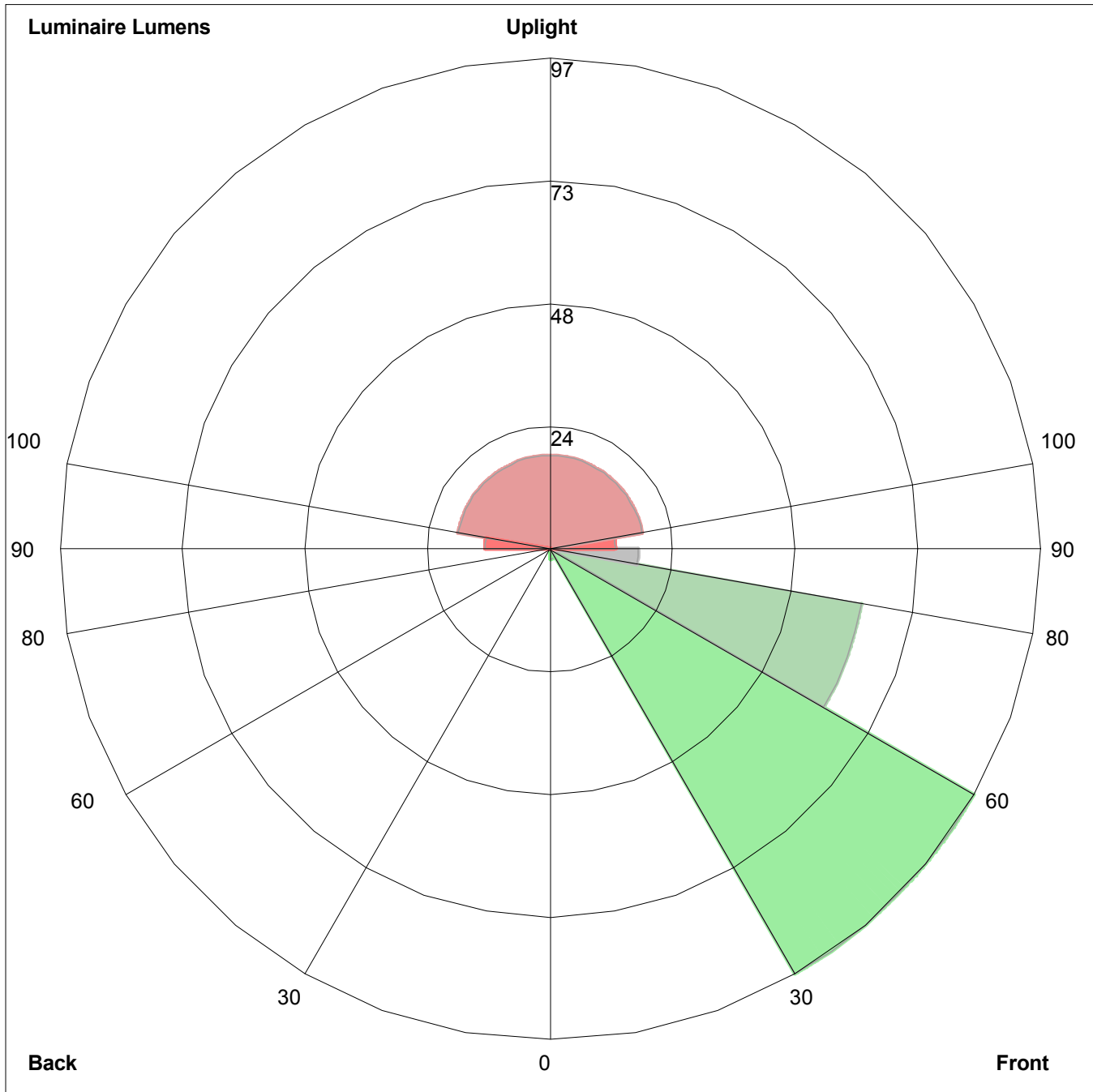
Maximum Candela = 193.44 Located At Horizontal Angle = 0, Vertical Angle = 55
1 - Vertical Plane Through Horizontal Angles (0 - 180) (Through Max. Cd.)
2 - Horizontal Cone Through Vertical Angle (55) (Through Max. Cd.)

ISOFOOTCANDLE LINES OF HORIZONTAL ILLUMINANCE



Distance In Units Of Mounting Height
 Values Based On 1.5 Foot Mounting Height
 1/2 Maximum Candela Trace Shown As Dashed Curve
 (+) = Maximum Candela Point

LUMINAIRE CLASSIFICATION SYSTEM (LCS) GRAPH



Luminaire Lumens:
 Front: Low=1.9, Medium=97.0, High=62.6, Very High=17.4
 Back: Low=0.0, Medium=0.0, High=0.0, Very High=0.0
 Uplight: Low=12.9, High=18.4

BUG Rating : B0-U2-G1