



8165 E Kaiser Blvd. Anaheim, CA 92808  
www.lightlaboratory.com

Report No: L091706901



**Report No:** L091706901

**Issue Date:** 10/9/2017

**Report Prepared For:** USTE, dba Vista Professional Outdoor Lighting  
1625 Surveyor Ave., Simi Valley CA 93063

**Model Number:** 1470/1471-4Q-A

**Test:** Electrical and Photometric tests

**Standards Used:** Appropriate part or all test guidelines were used for test performed:  
*IESNA LM79: 2008* Approved Methods for Electrical and Photometric Measurements of Solid-State Lighting Products  
*ANSI NEMA ANSLG C78.377: 2008* Specification of the Chromaticity of Solid State Lighting Products  
*ANSI C82.77:2002:* Harmonic Emission Limits-Related Quality Requirements for Lighting Equipment

**Description of Sample:** Client submitted the sample. Received in working and undamaged condition. No modifications were necessary.

**Testing Condition:** Fixture is tested with no special conditions.

**Sample Arrival Date:** 10/3/17

**Date of Tests:** 10/4/17 - 10/9/17

**Seasoning of Sample:** No seasoning was performed in accordance with IESNA LM-79.

**Equipment List**

Equipment Used	Model No	Stock No	Calibration Due Date
Chroma Programmable AC Source	61604	PS-AC02	--
Yokogawa Digital Power Meter	WT210	MT-EL06-S1	11/28/17
ITECH	IT6122	PS-DC03-S1	11/28/17
Fluke Digital Thermometer	52k/J	MT-TP02-GC	11/28/17
LLI Type C Goniophotometer System	RMG-C-MKII	CD-LL04-GC	--
LLI 2M Sphere	2MR97	CD-SN03-S2	--
LLI Spectroradiometer	SPR-3000	MT-SC01-S2	Before Use

\*All Results in accordance to IESNA LM-79-2008: Approved Method for the Electrical and Photometric Testing of Solid-State Lighting.

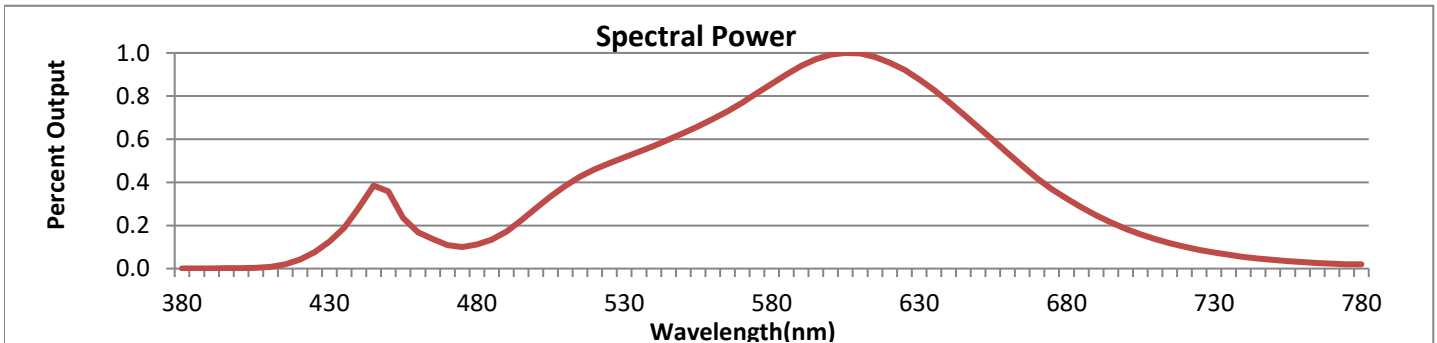
**Test Summary**

<b>Manufacturer:</b>	USTE, dba Vista Professional Outdoor Lighting
<b>Model Number:</b>	1470/1471-4Q-A
<b>Driver Model Number:</b>	ERP ESS015W-0350-32 (2 DRIVERS)
<b>Total Lumens:</b>	1634.20
<b>Input Voltage (VAC/60Hz):</b>	120.00
<b>Input Current (Amp):</b>	0.2
<b>Input Power (W):</b>	23.91
<b>Input Power Factor:</b>	0.99
<b>Current ATHD @ 120V(%):</b>	14%
<b>Current ATHD @ 277V(%):</b>	N/A
<b>Efficacy:</b>	68
<b>Color Rendering Index (CRI):</b>	82
<b>Correlated Color Temperature (K):</b>	2849
<b>Chromaticity Coordinate x:</b>	0.4546
<b>Chromaticity Coordinate y:</b>	0.4200
<b>Ambient Temperature (°C):</b>	25.0
<b>Stabilization Time (Hours):</b>	0:50
<b>Total Operating Time (Hours):</b>	2:20



FIG. 1 LUMINAIRE

\*All Results in accordance to IESNA LM-79-2008: Approved Method for the Electrical and Photometric Testing of Solid-State Lighting.



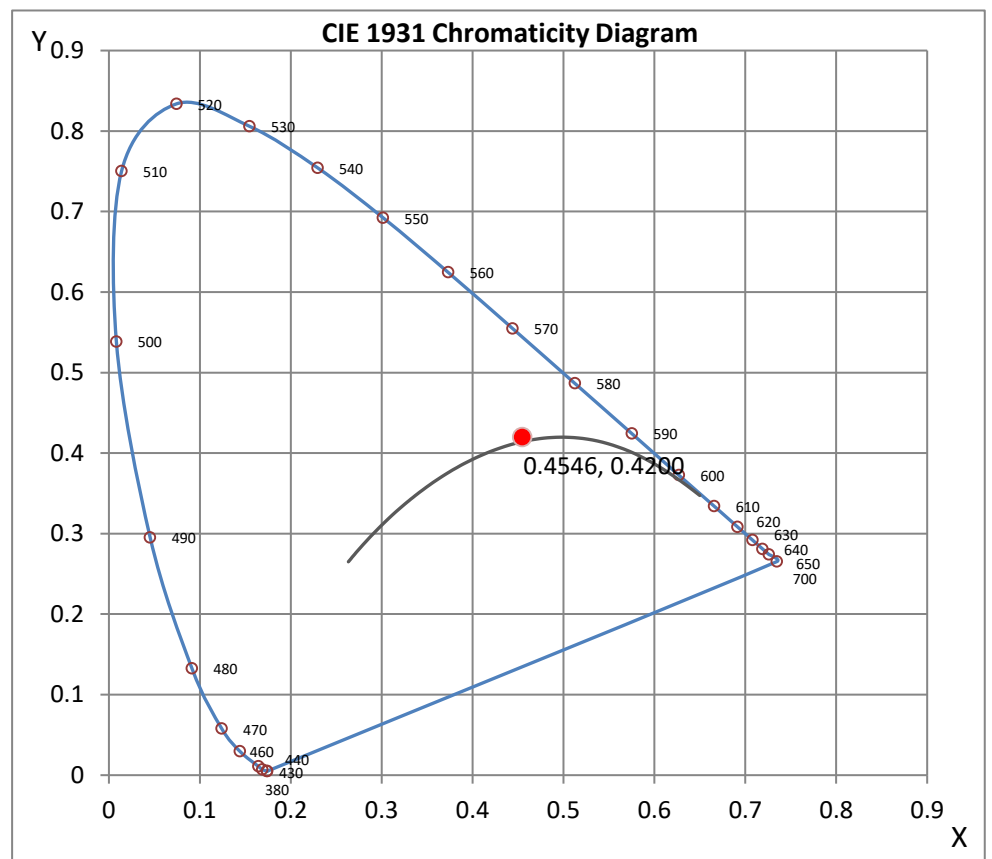
Wavelength	W/m <sup>2</sup> nm	440	0.2828	510	0.3838	580	0.8571	650	0.6563	720	0.1015
380	0.0007	450	0.3574	520	0.4599	590	0.9400	660	0.5367	730	0.0745
390	0.0008	460	0.1689	530	0.5155	600	0.9925	670	0.4192	740	0.0547
400	0.0018	470	0.1085	540	0.5693	610	0.9973	680	0.3248	750	0.0405
410	0.0082	480	0.1112	550	0.6277	620	0.9550	690	0.2471	760	0.0299
420	0.0421	490	0.1718	560	0.6928	630	0.8772	700	0.1852	770	0.0222
430	0.1256	500	0.2796	570	0.7699	640	0.7736	710	0.1373	780	0.0191

**CRI & CCT**

x	0.4546
y	0.4200
u'	0.2550
v'	0.5301
CRI	81.70
CCT	2849
Duv	0.00398

**R Values**

R1	79.66
R2	87.16
R3	94.99
R4	81.96
R5	78.86
R6	83.57
R7	85.84
R8	61.58
R9	9.99
R10	70.75
R11	81.02
R12	65.30
R13	80.82
R14	96.66



\*All Results in accordance to IESNA LM-79-2008: Approved Method for the Electrical and Photometric Testing of Solid-State Lighting.

## Test Methods

### Photometric Measurements - Goniophotometer

A Custom Light Laboratory Type C Rotating Mirror Goniophotometer was used to measure candelas(intensity) at each angle of distribution as defined by IESNA for the appropriate fixture type.

Ambient temperature is set to 25°C and is measured from the center of the fixture, within 1ft from the outside of the fixture. Temperature is maintained at 25°C throughout the testing process and the sample is stabilized for at least 30mins and longer as necessary for the sample to achieve stabilization.

Electrical measurements are measured using the listed equipment.

### Spectral Measurements - Integrating Sphere

A Sensing Spectroradiometer SPR-3000, in conjunction with Light Laboratory 2 meter integrating sphere was used to measure chromaticity coordinates, correlated color temperature(CCT) and the color rendering index(CRI) for each sample.

Ambient temperature is set to 25°C and is measured from the center of the fixture, within 1ft from the outside of the fixture. Temperature is maintained at 25°C throughout the testing process and the sample is stabilized for at least 30mins and longer as necessary for the sample to achieve stabilization.

Electrical measurements are measured using the listed equipment.

### Disclaimers:

This report must not be used by the customer to claim product certification, approval or endorsement by NVLAP, NIST or any agency of Federal Government.

Report Prepared by :                     Joseph Shin                    

Test Report Released by:



Jeff Ahn  
Engineering Manager

Test Report Reviewed by:



Steve Kang  
Quality Assurance

*\*Attached are photometric data reports. Total number of pages: 11*



8165 E. Kaiser Blvd. Anaheim, CA 92808  
www.lightlaboratory.com

## Photometric Test Report

**IES ROAD REPORT**  
**PHOTOMETRIC FILENAME : L091706901.IES**

### DESCRIPTIVE INFORMATION (From Photometric File)

IESNA:LM-63-2002  
[TEST] L091706901  
[TESTLAB] LIGHT LABORATORY, INC. (www.lightlaboratory.com)  
[ISSUEDATE] 10/9/2017  
[MANUFAC] USTE, DBA VISTA PROFESSIONAL OUTDOOR LIGHTING  
[LUMCAT] 1470/1471-4Q-A  
[LUMINAIRE] Bollard, 4 quadrant distribution, 350mA  
[BALLASTCAT] ERP ESS015W-0350-32 (2 DRIVERS)  
[OTHER] INDICATING THE CANDELA VALUES ARE ABSOLUTE AND  
[MORE] SHOULD NOT BE FACTORED FOR DIFFERENT LAMP RATINGS.  
[INPUT] 120VAC, 23.91W  
[TEST PROCEDURE] IESNA:LM-79-08

### CHARACTERISTICS

IES Classification	Type V
Longitudinal Classification	Very Short
Lumens Per Lamp	N.A. (absolute)
Total Lamp Lumens	N.A. (absolute)
Luminaire Lumens	1634
Downward Total Efficiency	N.A. (absolute)
Total Luminaire Efficiency	N.A. (absolute)
Luminaire Efficacy Rating (LER)	68
Total Luminaire Watts	23.91
Ballast Factor	1.00
Upward Waste Light Ratio	0.06
Maximum Candela	355.8
Maximum Candela Angle	0H 15V
Maximum Candela (<90 Degrees Vertical)	355.8
Maximum Candela Angle (<90 Degrees Vertical)	0H 15V
Maximum Candela At 90 Degrees Vertical	55.2 (3.4% Luminaire Lumens)
Maximum Candela from 80 to <90 Degrees Vertical	126.1 (7.7% Luminaire Lumens)
Cutoff Classification (deprecated)	N.A. (absolute)

**IES ROAD REPORT**  
**PHOTOMETRIC FILENAME : L091706901.IES**

**LUMINAIRE CLASSIFICATION SYSTEM (LCS)**

	Lumens	% Lamp	% Luminaire
FL - Front-Low (0-30)	140.1	N.A.	8.6
FM - Front-Medium (30-60)	335.3	N.A.	20.5
FH - Front-High (60-80)	241.7	N.A.	14.8
FVH - Front-Very High (80-90)	48.1	N.A.	2.9
BL - Back-Low (0-30)	140.1	N.A.	8.6
BM - Back-Medium (30-60)	335.3	N.A.	20.5
BH - Back-High (60-80)	241.7	N.A.	14.8
BVH - Back-Very High (80-90)	48.1	N.A.	2.9
UL - Uplight-Low (90-100)	45.1	N.A.	2.8
UH - Uplight-High (100-180)	58.7	N.A.	3.6
Total	1634.2	N.A.	100.0
BUG Rating	B1-U3-G1		

**ZONAL LUMEN SUMMARY**

Zone	%
0-20	7.6
0-30	17.1
0-40	29.2
0-60	58.2
0-80	87.8
0-90	93.7
10-90	92.2
20-40	21.7
20-50	34.7
40-70	47.2
60-80	29.6
70-80	11.3
80-90	5.9
90-110	4.3
90-120	5.3
90-130	5.9
90-150	6.3
90-180	6.4
110-180	2
0-180	100

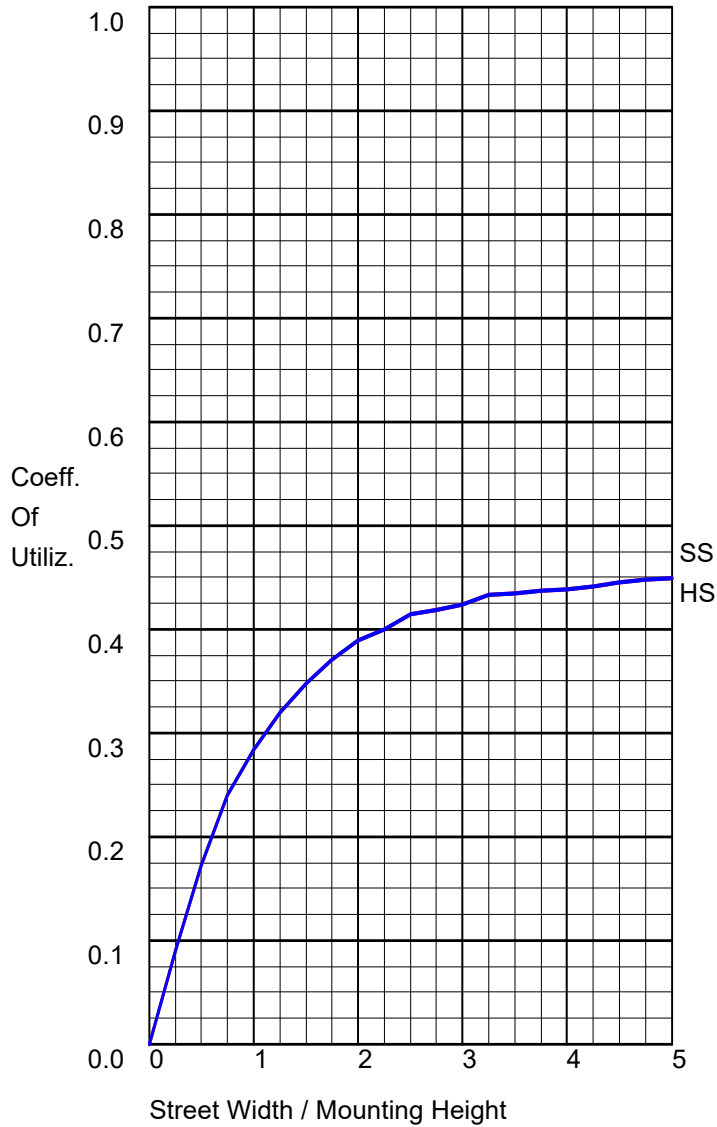
**IES ROAD REPORT**  
**PHOTOMETRIC FILENAME : L091706901.IES**

**CANDELA TABULATION**

**Vert. Horizontal Angles**  
**Angles**

	<b>0</b>
<b>0.0</b>	57.7
<b>5.0</b>	243.7
<b>10.0</b>	337.9
<b>15.0</b>	355.8
<b>20.0</b>	350.0
<b>25.0</b>	337.3
<b>30.0</b>	329.7
<b>35.0</b>	316.5
<b>37.5</b>	307.7
<b>40.0</b>	297.8
<b>42.5</b>	286.6
<b>45.0</b>	274.4
<b>47.5</b>	261.4
<b>50.0</b>	253.8
<b>52.5</b>	264.2
<b>55.0</b>	291.9
<b>57.5</b>	315.8
<b>60.0</b>	321.0
<b>62.5</b>	320.7
<b>65.0</b>	314.4
<b>67.5</b>	288.4
<b>70.0</b>	246.2
<b>72.5</b>	201.1
<b>75.0</b>	166.8
<b>77.5</b>	144.3
<b>80.0</b>	126.1
<b>85.0</b>	85.9
<b>90.0</b>	55.2
<b>95.0</b>	39.9
<b>100.0</b>	30.2
<b>105.0</b>	24.1
<b>110.0</b>	19.3
<b>115.0</b>	15.6
<b>120.0</b>	12.7
<b>125.0</b>	10.0
<b>130.0</b>	7.7
<b>135.0</b>	5.6
<b>140.0</b>	4.0
<b>145.0</b>	2.9
<b>150.0</b>	2.4
<b>155.0</b>	2.3
<b>160.0</b>	1.9
<b>165.0</b>	1.6
<b>170.0</b>	1.3
<b>175.0</b>	1.2
<b>180.0</b>	0.0

**COEFFICIENTS OF UTILIZATION**

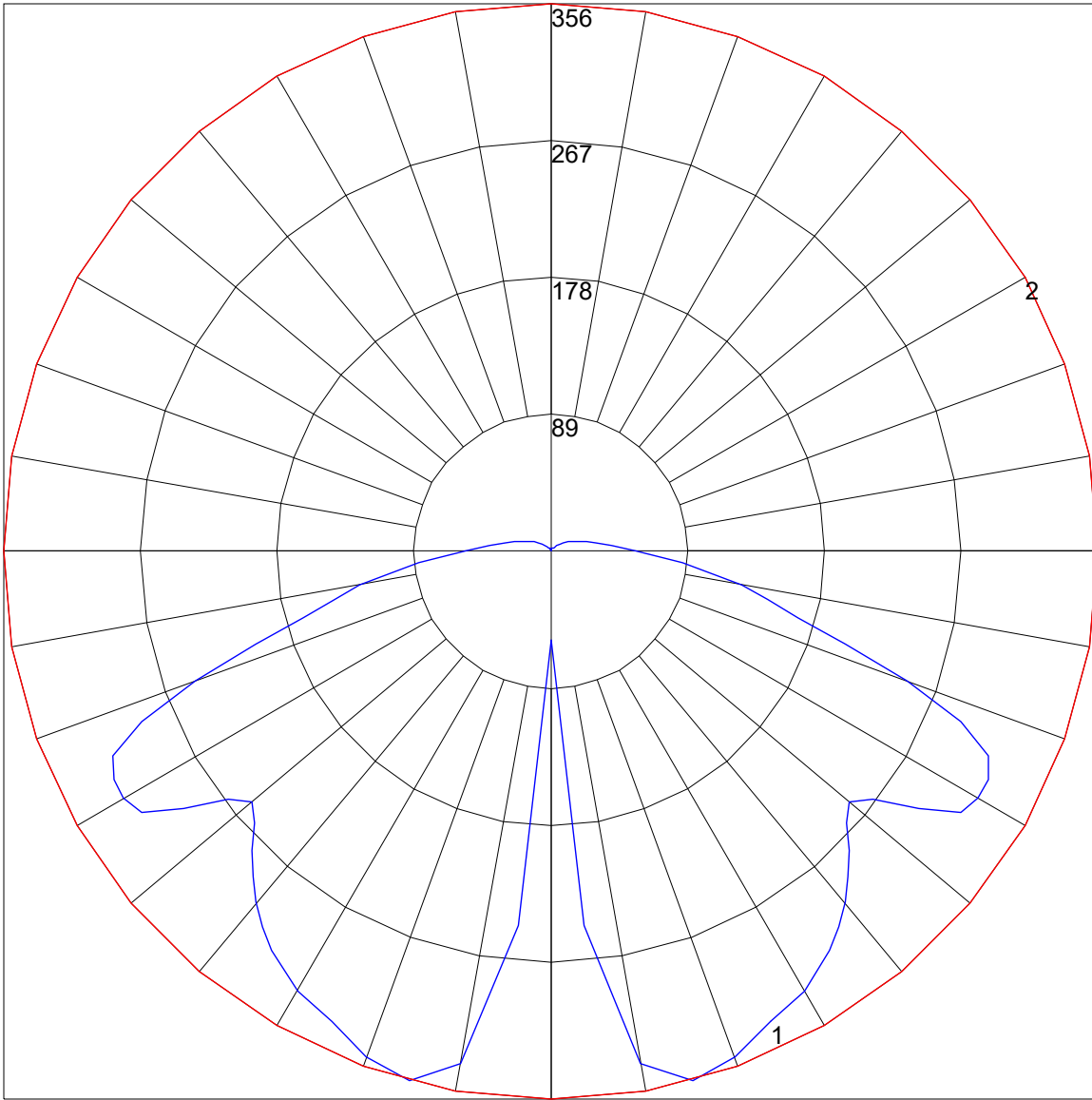


**FLUX DISTRIBUTION**

	Lumens	Percent Of Luminaire
Downward Street Side	765.2	46.8
Downward House Side	765.2	46.8
Downward Total	1530.4	93.7
Upward Street Side	51.9	3.2
Upward House Side	51.9	3.2
Upward Total	103.8	6.4
Total Flux	1634.2	100.0

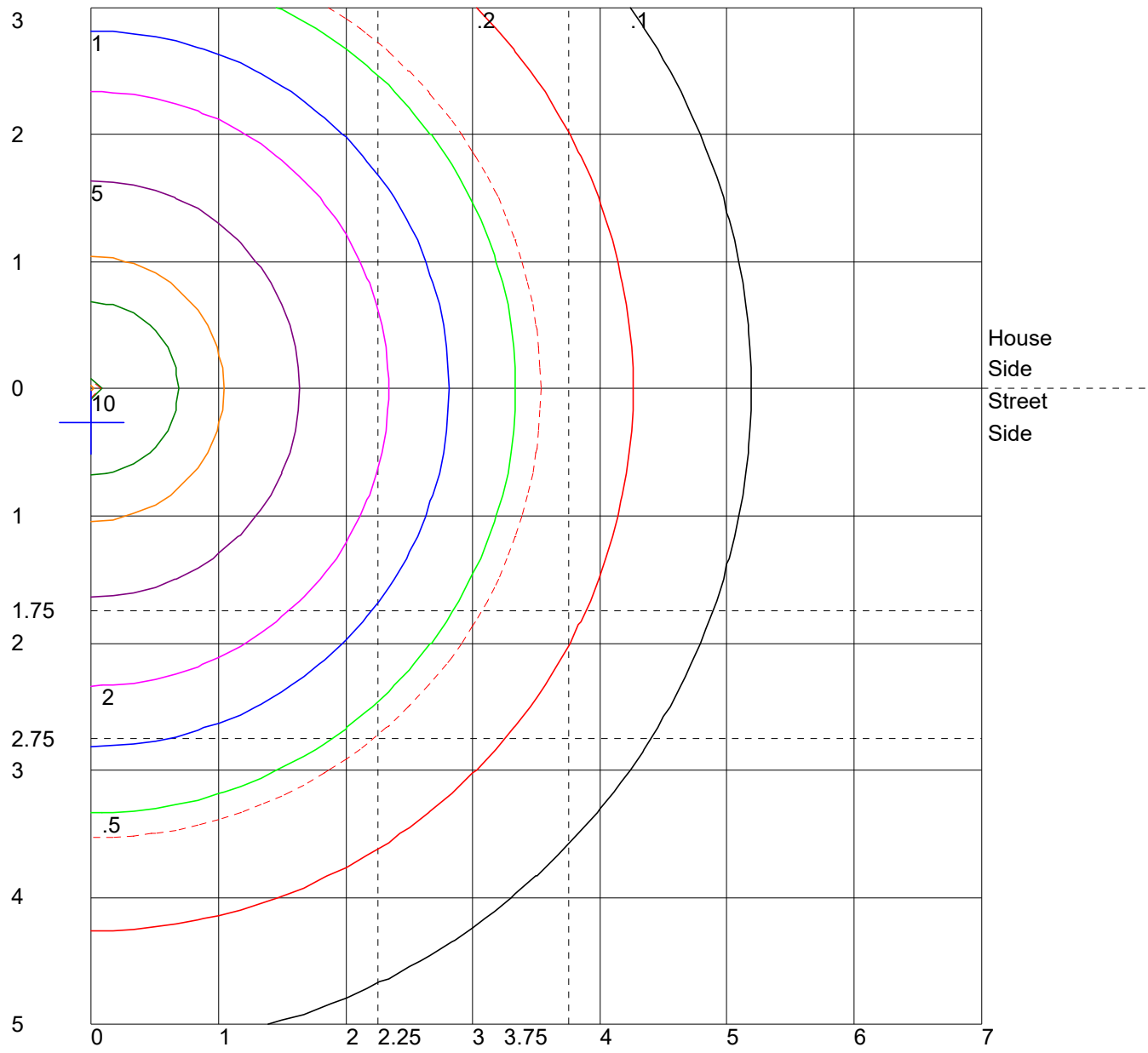


POLAR GRAPH



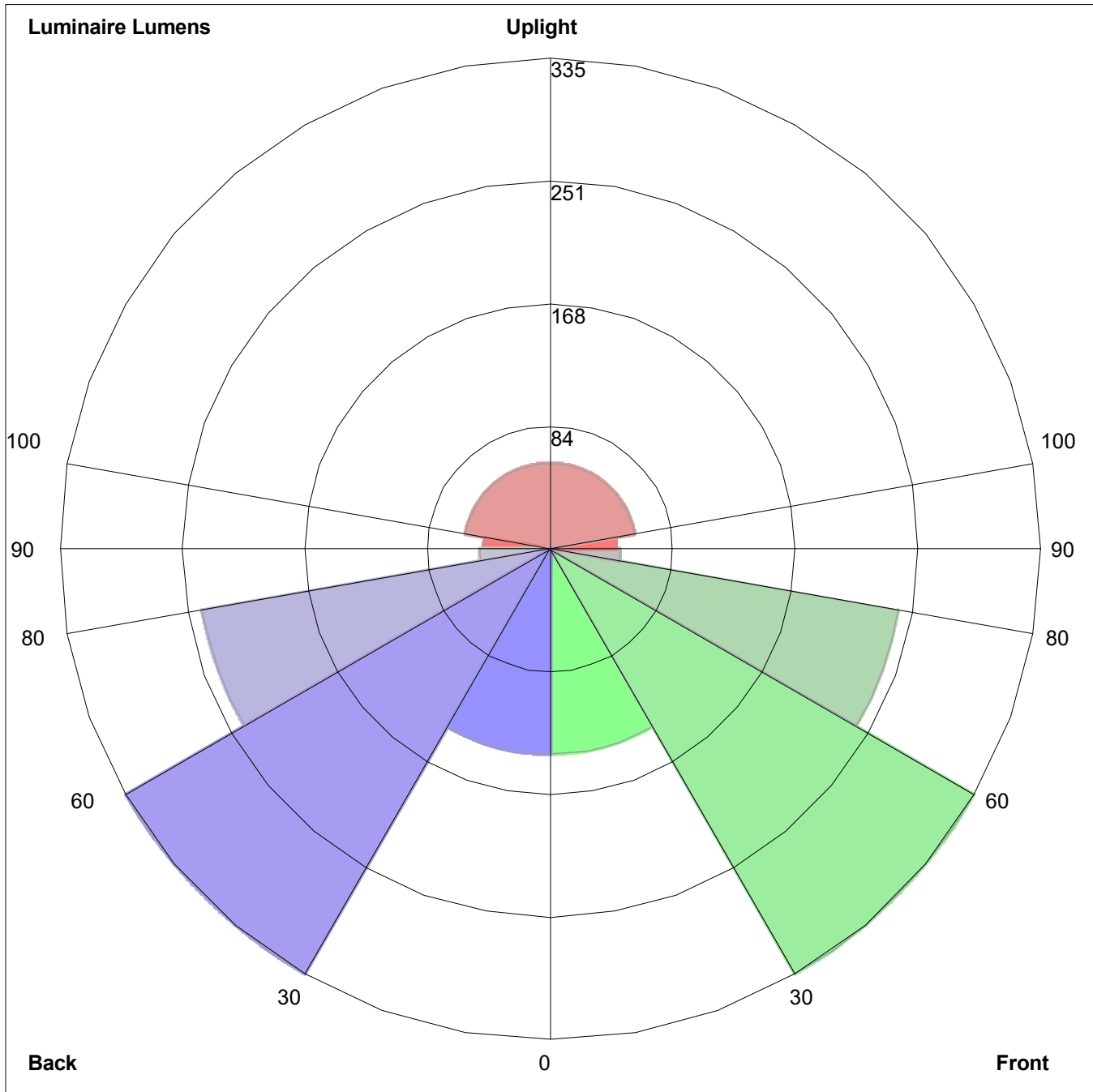
Maximum Candela = 355.8 Located At Horizontal Angle = 0, Vertical Angle = 15  
# 1 - Vertical Plane Through Horizontal Angles (0 - 180) (Through Max. Cd.)  
# 2 - Horizontal Cone Through Vertical Angle (15) (Through Max. Cd.)

ISOFOOTCANDLE LINES OF HORIZONTAL ILLUMINANCE



Distance In Units Of Mounting Height  
 Values Based On 3 Foot Mounting Height  
 1/2 Maximum Candela Trace Shown As Dashed Curve  
 (+) = Maximum Candela Point

LUMINAIRE CLASSIFICATION SYSTEM (LCS) GRAPH



Luminaire Lumens:  
 Front: Low=140.1, Medium=335.3, High=241.7, Very High=48.1  
 Back: Low=140.1, Medium=335.3, High=241.7, Very High=48.1  
 Uplight: Low=45.1, High=58.7

BUG Rating : B1-U3-G1