



8165 E Kaiser Blvd. Anaheim, CA 92808
www.lightlaboratory.com

Report No: L091706910



Report No: L091706910

Issue Date: 10/9/2017

Report Prepared For: USTE, dba Vista Professional Outdoor Lighting
1625 Surveyor Ave., Simi Valley CA 93063

Model Number: 1470/1471-1Q-B

Test: Electrical and Photometric tests

Standards Used: Appropriate part or all test guidelines were used for test performed:
IESNA LM79: 2008 Approved Methods for Electrical and Photometric Measurements of Solid-State Lighting Products
ANSI NEMA ANSLG C78.377: 2008 Specification of the Chromaticity of Solid State Lighting Products
ANSI C82.77:2002: Harmonic Emission Limits-Related Quality Requirements for Lighting Equipment

Description of Sample: Client submitted the sample. Received in working and undamaged condition. No modifications were necessary.

Testing Condition: Fixture is tested with no special conditions.

Sample Arrival Date: 10/3/17

Date of Tests: 10/4/17 - 10/9/17

Seasoning of Sample: No seasoning was performed in accordance with IESNA LM-79.

Equipment List

Equipment Used	Model No	Stock No	Calibration Due Date
Chroma Programmable AC Source	61604	PS-AC02	--
Yokogawa Digital Power Meter	WT210	MT-EL06-S1	11/28/17
ITECH	IT6122	PS-DC03-S1	11/28/17
Fluke Digital Thermometer	52k/J	MT-TP02-GC	11/28/17
LLI Type C Goniophotometer System	RMG-C-MKII	CD-LL04-GC	--
LLI 2M Sphere	2MR97	CD-SN03-S2	--
LLI Spectroradiometer	SPR-3000	MT-SC01-S2	Before Use

*All Results in accordance to IESNA LM-79-2008: Approved Method for the Electrical and Photometric Testing of Solid-State Lighting.

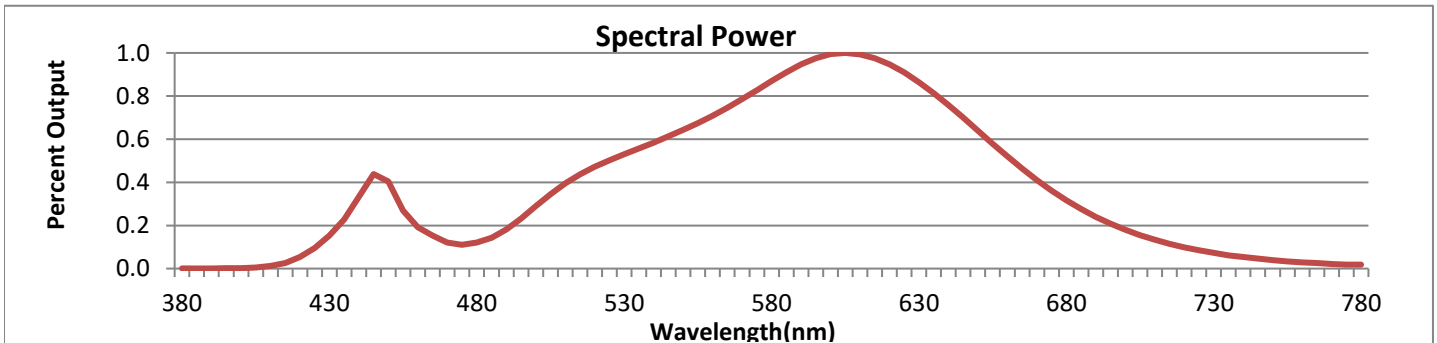
Test Summary

Manufacturer:	USTE, dba Vista Professional Outdoor Lighting
Model Number:	1470/1471-1Q-B
Driver Model Number:	ERP ESS010W-0500-18
Total Lumens:	504.50
Input Voltage (VAC/60Hz):	120.00
Input Current (Amp):	0.077
Input Power (W):	9.16
Input Power Factor:	0.99
Current ATHD @ 120V(%):	10%
Current ATHD @ 277V(%):	N/A
Efficacy:	55
Color Rendering Index (CRI):	82
Correlated Color Temperature (K):	2926
Chromaticity Coordinate x:	0.4467
Chromaticity Coordinate y:	0.4146
Ambient Temperature (°C):	25.0
Stabilization Time (Hours):	0:35
Total Operating Time (Hours):	2:30



FIG. 1 LUMINAIRE

*All Results in accordance to IESNA LM-79-2008: Approved Method for the Electrical and Photometric Testing of Solid-State Lighting.



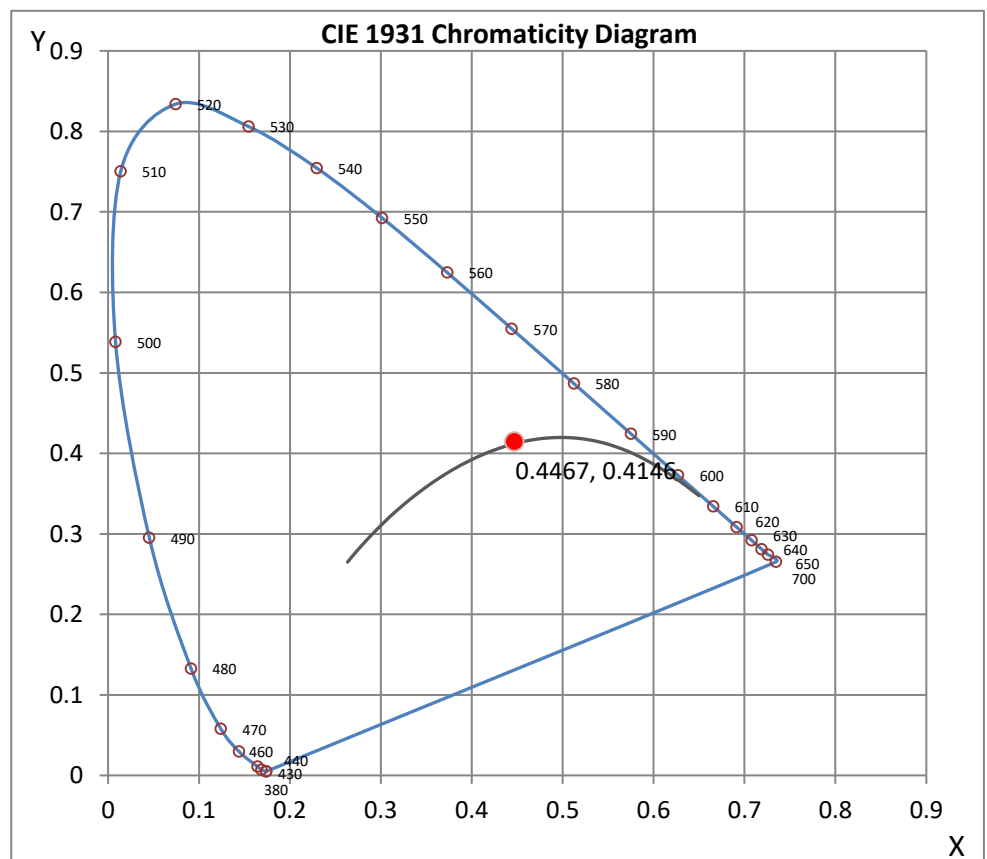
Wavelength	W/m ² nm	440	0.3332	510	0.3951	580	0.8695	650	0.6402	720	0.0981
380	0.0008	450	0.4047	520	0.4726	590	0.9470	660	0.5214	730	0.0725
390	0.0010	460	0.1925	530	0.5296	600	0.9942	670	0.4099	740	0.0533
400	0.0025	470	0.1213	540	0.5841	610	0.9939	680	0.3162	750	0.0395
410	0.0118	480	0.1203	550	0.6426	620	0.9467	690	0.2397	760	0.0291
420	0.0534	490	0.1810	560	0.7079	630	0.8644	700	0.1797	770	0.0216
430	0.1540	500	0.2894	570	0.7850	640	0.7589	710	0.1334	780	0.0187

CRI & CCT

x	0.4467
y	0.4146
u'	0.2523
v'	0.5269
CRI	81.50
CCT	2926
Duv	0.00284

R Values

R1	79.55
R2	87.09
R3	94.61
R4	81.59
R5	78.84
R6	83.31
R7	85.35
R8	61.44
R9	9.22
R10	70.45
R11	80.60
R12	65.58
R13	80.75
R14	96.49



*All Results in accordance to IESNA LM-79-2008: Approved Method for the Electrical and Photometric Testing of Solid-State Lighting.

Test Methods

Photometric Measurements - Goniophotometer

A Custom Light Laboratory Type C Rotating Mirror Goniophotometer was used to measure candelas(intensity) at each angle of distribution as defined by IESNA for the appropriate fixture type.

Ambient temperature is set to 25°C and is measured from the center of the fixture, within 1ft from the outside of the fixture. Temperature is maintained at 25°C throughout the testing process and the sample is stabilized for at least 30mins and longer as necessary for the sample to achieve stabilization.

Electrical measurements are measured using the listed equipment.

Spectral Measurements - Integrating Sphere

A Sensing Spectroradiometer SPR-3000, in conjunction with Light Laboratory 2 meter integrating sphere was used to measure chromaticity coordinates, correlated color temperature(CCT) and the color rendering index(CRI) for each sample.

Ambient temperature is set to 25°C and is measured from the center of the fixture, within 1ft from the outside of the fixture. Temperature is maintained at 25°C throughout the testing process and the sample is stabilized for at least 30mins and longer as necessary for the sample to achieve stabilization.

Electrical measurements are measured using the listed equipment.

Disclaimers:

This report must not be used by the customer to claim product certification, approval or endorsement by NVLAP, NIST or any agency of Federal Government.

Report Prepared by : Joseph Shin

Test Report Released by:



Jeff Ahn
Engineering Manager

Test Report Reviewed by:



Steve Kang
Quality Assurance

**Attached are photometric data reports. Total number of pages: 14*



8165 E. Kaiser Blvd. Anaheim, CA 92808
www.lightlaboratory.com

Photometric Test Report

IES ROAD REPORT
PHOTOMETRIC FILENAME : L091706910.IES

DESCRIPTIVE INFORMATION (From Photometric File)

IESNA:LM-63-2002
[TEST] L091706910
[TESTLAB] LIGHT LABORATORY, INC. (www.lightlaboratory.com)
[ISSUEDATE] 10/9/2017
[MANUFAC] USTE, DBA VISTA PROFESSIONAL OUTDOOR LIGHTING
[LUMCAT] 1470/1471-1Q-B
[LUMINAIRE] Bollard, 1 quadrant distribution, 500mA
[BALLASTCAT] ERP ESS010W-0500-18
[OTHER] INDICATING THE CANDELA VALUES ARE ABSOLUTE AND
[MORE] SHOULD NOT BE FACTORED FOR DIFFERENT LAMP RATINGS.
[INPUT] 120VAC, 9.16W
[TEST PROCEDURE] IESNA:LM-79-08

CHARACTERISTICS

IES Classification	Type IV
Longitudinal Classification	Very Short
Lumens Per Lamp	N.A. (absolute)
Total Lamp Lumens	N.A. (absolute)
Luminaire Lumens	504
Downward Total Efficiency	N.A. (absolute)
Total Luminaire Efficiency	N.A. (absolute)
Luminaire Efficacy Rating (LER)	55
Total Luminaire Watts	9.16
Ballast Factor	1.00
Upward Waste Light Ratio	0.04
Maximum Candela	324.2
Maximum Candela Angle	0H 60V
Maximum Candela (<90 Degrees Vertical)	324.2
Maximum Candela Angle (<90 Degrees Vertical)	0H 60V
Maximum Candela At 90 Degrees Vertical	27.4 (5.4% Luminaire Lumens)
Maximum Candela from 80 to <90 Degrees Vertical	99.4 (19.7% Luminaire Lumens)
Cutoff Classification (deprecated)	N.A. (absolute)

IES ROAD REPORT
PHOTOMETRIC FILENAME : L091706910.IES

LUMINAIRE CLASSIFICATION SYSTEM (LCS)

	Lumens	% Lamp	% Luminaire
FL - Front-Low (0-30)	82.1	N.A.	16.3
FM - Front-Medium (30-60)	186.8	N.A.	37.0
FH - Front-High (60-80)	150.0	N.A.	29.7
FVH - Front-Very High (80-90)	24.2	N.A.	4.8
BL - Back-Low (0-30)	9.3	N.A.	1.9
BM - Back-Medium (30-60)	19.8	N.A.	3.9
BH - Back-High (60-80)	8.3	N.A.	1.6
BVH - Back-Very High (80-90)	2.1	N.A.	0.4
UL - Uplight-Low (90-100)	10.4	N.A.	2.1
UH - Uplight-High (100-180)	11.3	N.A.	2.2
Total	504.3	N.A.	100.0
BUG Rating	B0-U2-G1		

ZONAL LUMEN SUMMARY

Zone	%
0-20	8.1
0-30	18.1
0-40	30.8
0-60	59.1
0-80	90.5
0-90	95.7
10-90	94.1
20-40	22.7
20-50	35.9
40-70	47.8
60-80	31.4
70-80	11.8
80-90	5.2
90-110	3.1
90-120	3.7
90-130	4.1
90-150	4.3
90-180	4.3
110-180	1.2
0-180	100

IES ROAD REPORT
PHOTOMETRIC FILENAME : L091706910.IES

CANDELA TABULATION

Vert. Angles	Horizontal Angles									
	<u>0</u>	<u>5</u>	<u>10</u>	<u>15</u>	<u>20</u>	<u>25</u>	<u>30</u>	<u>35</u>	<u>40</u>	<u>45</u>
0.0	16.7	16.7	16.7	16.7	16.7	16.7	16.7	16.7	16.7	16.7
5.0	221.4	221.5	217.7	211.2	202.8	193.6	183.0	170.8	157.3	144.5
10.0	263.3	264.8	263.5	261.5	259.7	258.3	253.4	248.7	236.1	221.1
15.0	258.2	259.4	259.8	258.8	258.4	257.2	253.8	253.3	249.7	243.3
20.0	237.0	237.0	236.5	235.1	235.6	236.5	235.3	235.7	235.0	231.6
25.0	219.3	219.3	218.7	218.9	219.8	220.5	219.5	220.0	218.5	216.1
30.0	218.5	216.4	214.5	216.4	216.8	215.9	214.9	212.5	208.6	207.3
35.0	217.6	214.6	211.1	213.6	212.6	209.9	209.2	205.8	202.3	201.4
37.5	212.6	210.2	208.0	209.1	207.0	205.1	204.1	199.8	197.4	196.9
40.0	206.4	204.9	204.4	203.7	199.9	198.7	197.9	193.4	191.1	191.1
42.5	196.3	195.4	195.8	195.4	190.4	189.5	190.8	185.7	182.6	184.1
45.0	183.1	181.5	181.9	182.3	176.1	176.7	178.7	172.6	172.1	173.7
47.5	161.1	160.9	163.0	162.3	157.6	159.3	161.4	157.9	159.6	160.6
50.0	147.5	147.4	149.3	147.7	146.1	148.7	147.5	145.8	148.6	147.3
52.5	161.7	161.3	162.7	161.5	160.2	160.2	154.9	150.8	148.4	141.6
55.0	216.4	215.6	216.2	212.8	208.0	202.2	190.7	181.7	168.3	154.9
57.5	285.9	284.7	281.4	272.6	263.7	252.4	234.2	220.5	197.8	179.2
60.0	324.2	321.1	318.0	303.9	293.3	281.5	259.4	245.3	219.2	198.8
62.5	323.2	322.5	322.5	307.9	300.8	293.1	266.9	253.9	232.2	206.7
65.0	309.2	308.4	311.0	298.5	291.9	284.9	262.1	251.6	233.9	210.9
67.5	283.8	282.2	280.2	271.1	265.0	258.2	243.0	233.7	217.7	195.9
70.0	242.2	237.3	233.9	226.5	220.7	215.6	204.2	195.8	182.7	168.7
72.5	189.5	186.2	185.8	178.8	174.9	169.3	161.7	154.6	144.8	134.7
75.0	145.5	145.2	145.9	142.7	139.9	134.2	128.3	122.7	114.5	105.2
77.5	120.3	120.4	120.2	118.3	117.6	113.0	106.4	100.7	94.1	86.2
80.0	99.4	99.4	98.8	97.0	96.3	93.4	88.6	83.8	78.5	72.4
85.0	57.1	56.6	55.7	54.0	52.9	51.9	50.9	50.1	48.1	45.5
90.0	26.8	27.0	27.2	27.2	27.3	27.4	27.2	27.0	27.0	26.8
95.0	15.2	15.3	15.5	15.9	16.6	17.0	17.3	17.4	17.3	17.0
100.0	11.6	11.4	11.5	11.6	11.7	11.8	12.0	12.0	12.0	11.9
105.0	9.4	9.6	9.6	9.4	9.3	9.3	9.1	8.9	8.8	8.6
110.0	7.9	8.0	7.9	7.9	7.9	7.7	7.4	7.1	6.9	6.7
115.0	6.7	6.7	6.7	6.6	6.5	6.3	6.1	5.9	5.5	5.2
120.0	5.7	5.6	5.5	5.5	5.2	5.0	4.9	4.6	4.4	4.1
125.0	4.4	4.4	4.4	4.2	4.1	4.0	3.8	3.6	3.4	3.2
130.0	3.4	3.4	3.3	3.2	3.0	3.0	2.9	2.7	2.5	2.3
135.0	2.3	2.2	2.3	2.3	2.2	2.0	1.9	1.7	1.7	1.5
140.0	1.5	1.3	1.3	1.3	1.2	1.2	1.1	1.1	1.1	0.9
145.0	0.8	0.7	0.6	0.7	0.7	0.6	0.5	0.5	0.5	0.5
150.0	0.3	0.3	0.3	0.3	0.2	0.3	0.3	0.3	0.2	0.2
155.0	0.1	0.3	0.1	0.1	0.1	0.1	0.1	0.2	0.1	0.2
160.0	0.0	0.1	0.0	0.1	0.1	0.1	0.0	0.1	0.0	0.1
165.0	0.0	0.0	0.1	0.0	0.0	0.0	0.0	0.0	0.0	0.0
170.0	0.0	0.0	0.0	0.0	0.0	0.0	0.0	0.0	0.0	0.1
175.0	0.0	0.0	0.0	0.0	0.0	0.0	0.1	0.1	0.1	0.0
180.0	0.0	0.0	0.0	0.0	0.0	0.0	0.0	0.0	0.0	0.0

Vert. Angles	Horizontal Angles									
	<u>50</u>	<u>55</u>	<u>60</u>	<u>65</u>	<u>70</u>	<u>75</u>	<u>80</u>	<u>85</u>	<u>90</u>	<u>95</u>
0.0	16.7	16.7	16.7	16.7	16.7	16.7	16.7	16.7	16.7	16.7
5.0	134.0	121.2	106.6	95.5	82.4	67.2	56.4	47.2	38.2	30.6
10.0	211.1	196.9	174.9	160.3	148.4	131.1	116.1	103.6	89.3	71.9

IES ROAD REPORT
PHOTOMETRIC FILENAME : L091706910.IES

CANDELA TABULATION - (Cont.)

15.0	229.8	210.9	195.9	187.4	165.9	144.5	135.9	121.5	99.4	85.0
20.0	228.1	216.4	193.3	183.9	174.7	152.6	130.9	122.0	109.4	85.2
25.0	214.8	210.2	192.8	174.5	166.3	155.4	134.3	118.0	108.2	94.1
30.0	206.2	200.9	189.1	170.6	156.6	147.1	132.9	115.0	105.0	94.8
35.0	197.4	188.5	179.9	165.6	148.7	138.0	126.6	109.1	96.0	87.7
37.5	190.9	182.2	175.1	162.7	142.5	131.1	122.6	108.3	93.5	84.8
40.0	183.4	174.9	170.0	155.9	135.7	124.9	117.4	103.7	89.1	81.2
42.5	173.7	167.0	162.6	150.0	130.3	119.6	112.0	97.6	84.2	76.3
45.0	164.6	159.7	156.5	142.1	123.5	114.7	106.3	93.0	80.9	72.7
47.5	152.7	150.6	147.3	132.1	117.9	110.1	98.6	86.9	75.8	67.0
50.0	141.7	141.0	136.5	123.2	112.2	103.1	92.0	82.5	71.9	61.3
52.5	135.6	133.8	126.5	115.0	106.7	95.7	85.4	78.0	67.3	56.5
55.0	142.6	134.0	120.2	109.3	100.7	89.4	79.9	72.7	61.6	52.0
57.5	159.7	142.9	123.7	106.4	94.4	82.4	75.0	68.4	57.8	48.9
60.0	174.8	153.5	132.3	109.5	93.3	79.5	71.0	62.3	53.3	45.2
62.5	187.0	162.0	139.7	114.2	95.2	79.4	67.3	57.8	49.5	41.7
65.0	192.1	168.1	146.8	121.7	97.4	80.2	65.6	55.3	46.2	38.1
67.5	183.3	162.6	140.3	120.8	98.9	79.5	62.7	51.3	41.6	33.6
70.0	157.0	142.7	126.5	110.9	91.2	73.7	59.3	48.4	39.0	30.3
72.5	125.8	115.3	103.8	94.4	80.0	67.3	53.8	44.3	35.9	28.3
75.0	99.9	92.4	83.8	75.6	67.5	57.8	47.3	38.7	30.8	24.8
77.5	80.6	74.9	67.6	60.6	53.5	46.2	39.4	33.1	27.0	21.4
80.0	67.5	61.9	56.1	50.1	42.7	36.8	31.5	27.2	22.7	18.2
85.0	43.6	41.7	39.5	36.1	30.6	24.8	20.5	17.7	15.1	12.0
90.0	26.4	25.8	25.2	24.6	22.9	19.6	16.4	13.7	10.8	7.7
95.0	16.9	16.8	16.8	16.7	16.5	15.5	14.1	12.0	9.4	6.4
100.0	11.8	11.4	11.2	11.0	10.8	10.4	9.6	8.5	7.2	5.3
105.0	8.3	8.0	7.7	7.5	7.1	6.7	6.2	5.5	4.8	3.8
110.0	6.4	6.0	5.6	5.2	4.9	4.5	4.2	3.6	2.9	2.3
115.0	5.0	4.5	4.2	3.8	3.5	3.1	2.6	2.3	1.9	1.6
120.0	3.8	3.4	3.2	2.9	2.5	2.2	1.8	1.5	1.3	1.0
125.0	3.0	2.6	2.4	2.0	1.7	1.5	1.2	1.1	0.8	0.6
130.0	2.0	1.7	1.6	1.3	1.2	1.0	0.7	0.6	0.5	0.5
135.0	1.3	1.2	1.1	0.8	0.7	0.5	0.4	0.3	0.3	0.3
140.0	0.8	0.7	0.5	0.5	0.4	0.3	0.2	0.3	0.2	0.3
145.0	0.5	0.3	0.3	0.2	0.1	0.2	0.2	0.3	0.3	0.3
150.0	0.1	0.2	0.3	0.3	0.3	0.2	0.2	0.1	0.3	0.3
155.0	0.2	0.1	0.1	0.2	0.3	0.3	0.3	0.3	0.2	0.2
160.0	0.1	0.1	0.1	0.2	0.1	0.1	0.1	0.3	0.3	0.3
165.0	0.1	0.1	0.1	0.1	0.0	0.1	0.1	0.1	0.2	0.2
170.0	0.0	0.0	0.1	0.1	0.1	0.1	0.1	0.1	0.1	0.1
175.0	0.0	0.0	0.0	0.1	0.1	0.1	0.1	0.1	0.1	0.2
180.0	0.0	0.0	0.0	0.0	0.0	0.0	0.0	0.0	0.0	0.0

Vert. Horizontal Angles

Angles	<u>100</u>	<u>105</u>	<u>110</u>	<u>115</u>	<u>120</u>	<u>125</u>	<u>130</u>	<u>135</u>	<u>140</u>	<u>145</u>
0.0	16.7	16.7	16.7	16.7	16.7	16.7	16.7	16.7	16.7	16.7
5.0	25.0	20.2	16.4	14.7	13.7	13.5	13.5	14.1	14.5	14.1
10.0	56.1	44.1	33.2	22.0	13.9	10.7	10.0	9.9	10.0	8.7
15.0	77.2	57.4	37.6	30.5	21.1	11.1	6.1	3.9	2.7	1.8
20.0	73.2	65.1	51.1	28.2	21.4	14.7	6.9	4.3	2.4	1.5
25.0	73.9	62.6	55.2	38.3	21.0	13.7	8.1	4.6	3.0	1.5
30.0	77.0	60.4	52.5	41.5	25.0	14.1	7.2	4.0	2.4	1.4
35.0	74.3	56.1	46.8	37.3	22.7	12.5	6.1	3.3	2.0	1.3
37.5	73.1	54.2	44.3	35.1	23.2	12.6	6.0	3.1	1.8	1.2

IES ROAD REPORT
PHOTOMETRIC FILENAME : L091706910.IES

CANDELA TABULATION - (Cont.)

40.0	69.2	52.4	41.9	34.2	23.9	12.5	5.7	2.8	1.7	1.0
42.5	66.3	50.4	39.2	32.0	22.0	12.1	5.7	2.8	1.5	0.9
45.0	62.2	46.2	35.1	28.4	21.1	12.3	6.1	2.5	1.3	0.8
47.5	57.2	43.9	32.2	24.9	18.2	10.9	5.4	2.5	1.3	0.8
50.0	52.6	40.6	29.0	22.1	15.7	9.6	5.5	2.4	1.3	0.7
52.5	48.3	37.5	26.4	19.3	13.7	8.7	4.8	2.1	1.1	0.6
55.0	44.5	34.6	24.2	17.0	11.6	7.3	4.3	2.1	1.1	0.5
57.5	40.7	31.8	22.4	15.4	10.6	6.9	4.1	2.0	1.0	0.7
60.0	37.5	29.3	20.7	14.3	9.4	6.0	3.6	1.9	1.2	0.9
62.5	33.8	27.0	19.1	12.6	8.5	5.5	3.5	2.0	1.3	1.0
65.0	31.3	24.4	17.0	11.6	7.9	5.2	3.4	2.0	1.4	1.2
67.5	27.8	22.5	16.3	10.6	6.9	4.7	3.2	2.0	1.5	1.3
70.0	24.2	19.6	14.6	10.0	6.6	4.3	2.9	2.0	1.6	1.4
72.5	21.9	17.0	12.9	8.8	5.9	3.9	2.8	2.0	1.6	1.5
75.0	19.4	14.9	10.8	7.7	5.1	3.6	2.4	1.9	1.7	1.7
77.5	17.0	13.2	9.3	6.5	4.6	3.1	2.2	1.8	1.7	1.7
80.0	14.1	11.0	8.1	5.6	3.9	2.7	2.1	1.7	1.7	1.6
85.0	9.3	6.8	5.1	3.8	2.6	1.9	1.7	1.6	1.7	1.7
90.0	5.5	4.0	3.0	2.4	1.7	1.4	1.4	1.4	1.5	1.7
95.0	4.2	2.9	2.0	1.5	1.3	1.2	1.2	1.3	1.6	1.7
100.0	3.4	2.2	1.6	1.2	1.1	1.1	1.3	1.3	1.3	1.4
105.0	2.8	1.9	1.3	1.1	1.0	0.9	1.1	1.2	1.3	1.5
110.0	1.9	1.3	1.1	0.9	0.9	0.9	0.9	1.1	1.1	1.3
115.0	1.2	1.0	0.8	0.7	0.7	0.8	0.9	0.9	1.1	1.1
120.0	0.8	0.6	0.7	0.7	0.7	0.7	0.7	0.9	0.8	0.9
125.0	0.4	0.5	0.3	0.5	0.5	0.5	0.5	0.7	0.7	0.8
130.0	0.4	0.3	0.3	0.4	0.5	0.5	0.5	0.6	0.7	0.6
135.0	0.3	0.3	0.4	0.5	0.5	0.5	0.5	0.5	0.6	0.6
140.0	0.3	0.3	0.3	0.3	0.5	0.4	0.5	0.5	0.6	0.5
145.0	0.3	0.3	0.3	0.4	0.5	0.5	0.5	0.5	0.5	0.5
150.0	0.4	0.3	0.4	0.4	0.4	0.3	0.5	0.5	0.5	0.5
155.0	0.3	0.3	0.4	0.3	0.3	0.5	0.4	0.5	0.5	0.5
160.0	0.3	0.2	0.3	0.3	0.3	0.3	0.4	0.4	0.5	0.5
165.0	0.2	0.3	0.3	0.3	0.3	0.3	0.4	0.3	0.4	0.3
170.0	0.2	0.1	0.1	0.3	0.3	0.3	0.3	0.3	0.3	0.3
175.0	0.2	0.2	0.3	0.1	0.2	0.3	0.3	0.2	0.2	0.3
180.0	0.0	0.0	0.0	0.0	0.0	0.0	0.0	0.0	0.0	0.0

Vert. Horizontal Angles
Angles

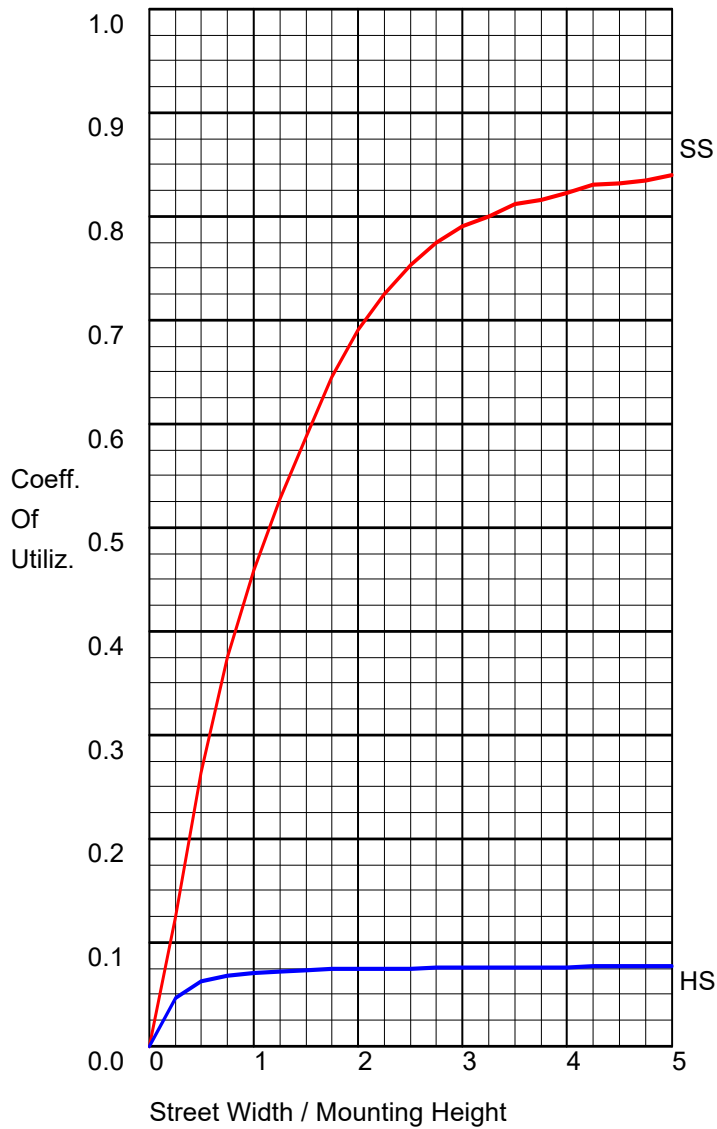
	150	155	160	165	170	175	180
0.0	16.7	16.7	16.7	16.7	16.7	16.7	16.7
5.0	12.5	11.2	9.8	8.2	7.2	6.7	6.6
10.0	6.1	4.4	3.0	2.1	1.5	1.1	0.9
15.0	1.3	0.9	0.5	0.3	0.2	0.3	0.3
20.0	1.1	0.5	0.2	0.0	0.0	0.0	0.0
25.0	0.8	0.3	0.1	0.0	0.0	0.0	0.0
30.0	0.7	0.3	0.0	0.0	0.0	0.0	0.0
35.0	0.7	0.4	0.0	0.0	0.0	0.0	0.0
37.5	0.5	0.2	0.0	0.0	0.0	0.0	0.0
40.0	0.5	0.1	0.0	0.0	0.0	0.0	0.0
42.5	0.4	0.1	0.0	0.0	0.0	0.0	0.0
45.0	0.4	0.1	0.1	0.0	0.0	0.0	0.0
47.5	0.4	0.1	0.0	0.0	0.0	0.0	0.0
50.0	0.3	0.1	0.1	0.0	0.0	0.1	0.1
52.5	0.3	0.2	0.1	0.0	0.1	0.0	0.0

IES ROAD REPORT
PHOTOMETRIC FILENAME : L091706910.IES

CANDELA TABULATION - (Cont.)

55.0	0.4	0.3	0.1	0.1	0.1	0.1	0.3
57.5	0.5	0.3	0.2	0.3	0.2	0.3	0.1
60.0	0.7	0.5	0.4	0.4	0.5	0.5	0.4
62.5	0.8	0.8	0.6	0.6	0.5	0.5	0.7
65.0	1.1	0.9	0.9	0.8	0.9	0.9	0.9
67.5	1.2	1.1	1.1	1.1	1.1	1.1	1.1
70.0	1.4	1.3	1.4	1.4	1.4	1.5	1.3
72.5	1.5	1.6	1.6	1.6	1.6	1.6	1.6
75.0	1.7	1.7	1.6	1.5	1.8	1.7	1.7
77.5	1.7	1.8	1.8	1.8	1.7	1.7	1.9
80.0	1.7	1.8	1.9	1.7	1.9	1.9	1.9
85.0	1.7	2.0	1.9	1.9	2.0	2.0	2.2
90.0	1.7	1.7	1.7	1.9	1.9	1.9	2.0
95.0	1.5	1.7	1.7	1.8	1.8	1.9	1.9
100.0	1.4	1.5	1.6	1.7	1.7	1.6	1.6
105.0	1.4	1.4	1.4	1.5	1.5	1.5	1.6
110.0	1.2	1.5	1.3	1.4	1.3	1.3	1.5
115.0	1.2	1.2	1.2	1.2	1.3	1.2	1.3
120.0	1.0	1.0	1.1	1.1	1.1	1.1	1.1
125.0	0.9	0.8	0.8	0.9	0.9	0.9	1.1
130.0	0.7	0.7	0.8	0.8	0.9	0.8	0.8
135.0	0.6	0.7	0.7	0.7	0.7	0.8	0.7
140.0	0.6	0.7	0.6	0.6	0.7	0.6	0.7
145.0	0.6	0.5	0.6	0.6	0.7	0.6	0.7
150.0	0.5	0.6	0.5	0.5	0.5	0.7	0.7
155.0	0.5	0.5	0.4	0.5	0.7	0.6	0.7
160.0	0.5	0.5	0.5	0.4	0.5	0.6	0.4
165.0	0.4	0.5	0.5	0.5	0.5	0.3	0.4
170.0	0.3	0.3	0.4	0.3	0.3	0.3	0.3
175.0	0.3	0.3	0.3	0.3	0.3	0.3	0.3
180.0	0.0	0.0	0.0	0.0	0.0	0.0	0.0

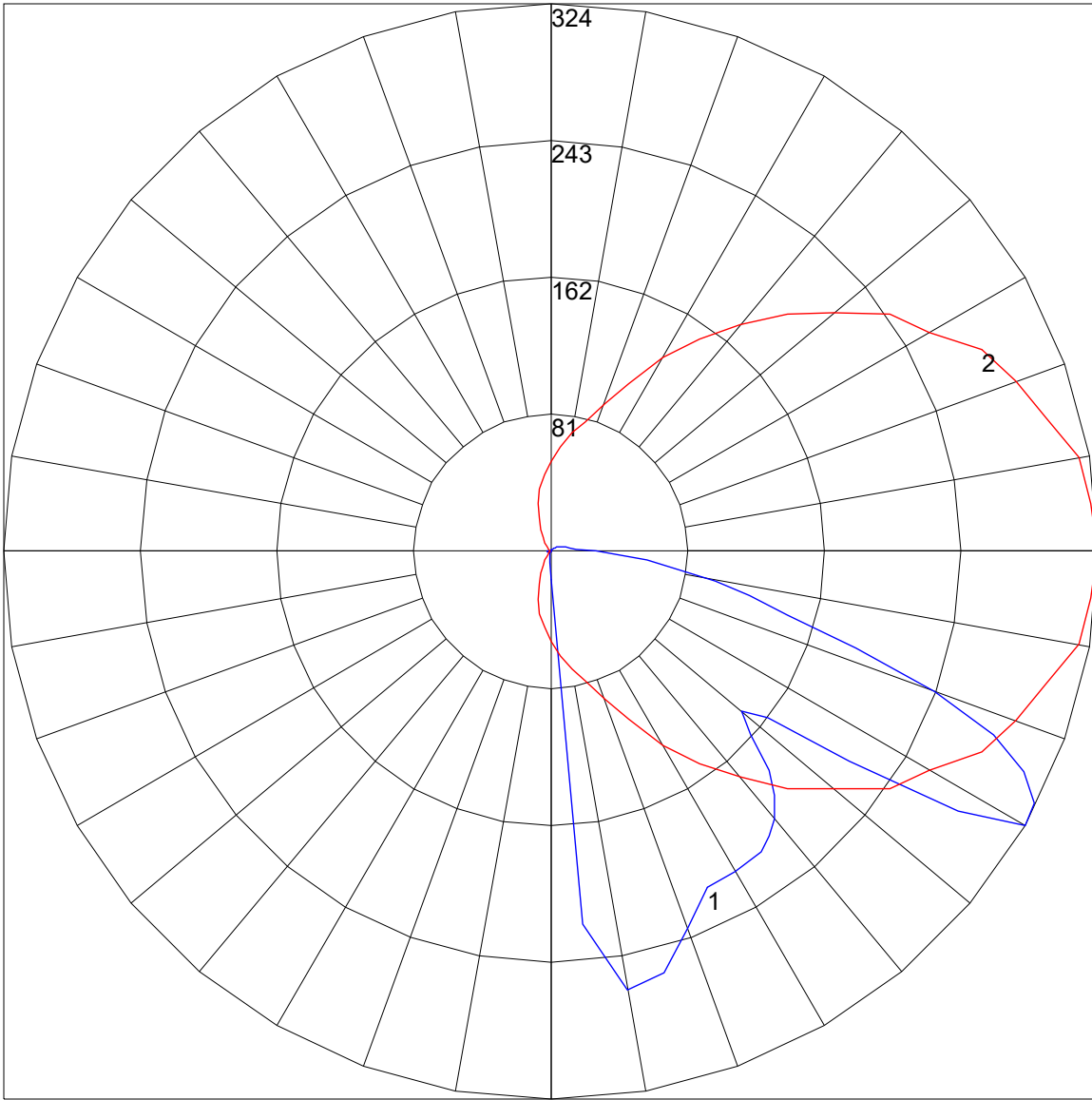
COEFFICIENTS OF UTILIZATION



FLUX DISTRIBUTION

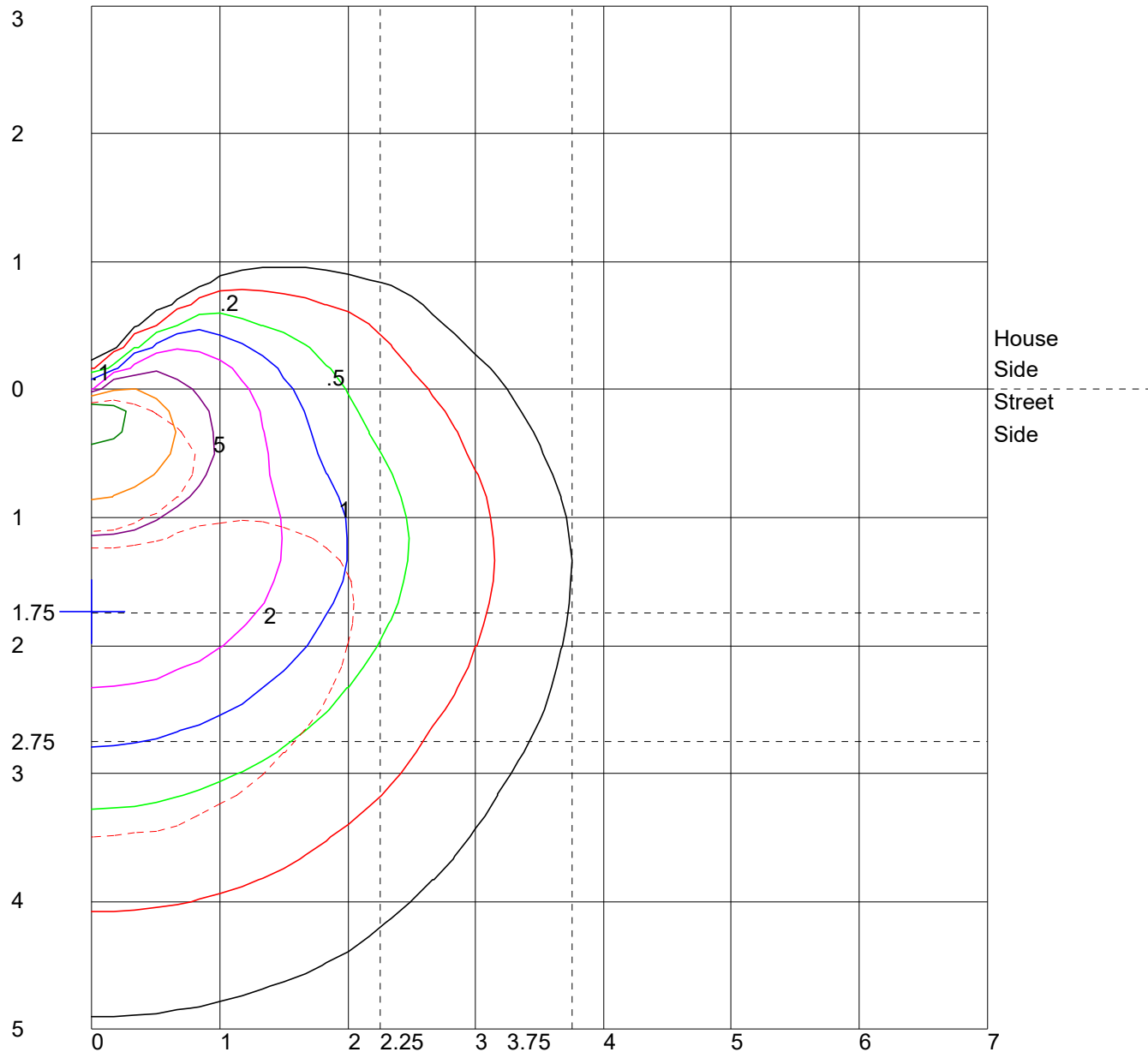
	Lumens	Percent Of Luminaire
Downward Street Side	443.1	87.8
Downward House Side	39.6	7.8
Downward Total	482.7	95.7
Upward Street Side	18.3	3.6
Upward House Side	3.5	0.7
Upward Total	21.8	4.3
Total Flux	504.5	100.0

POLAR GRAPH



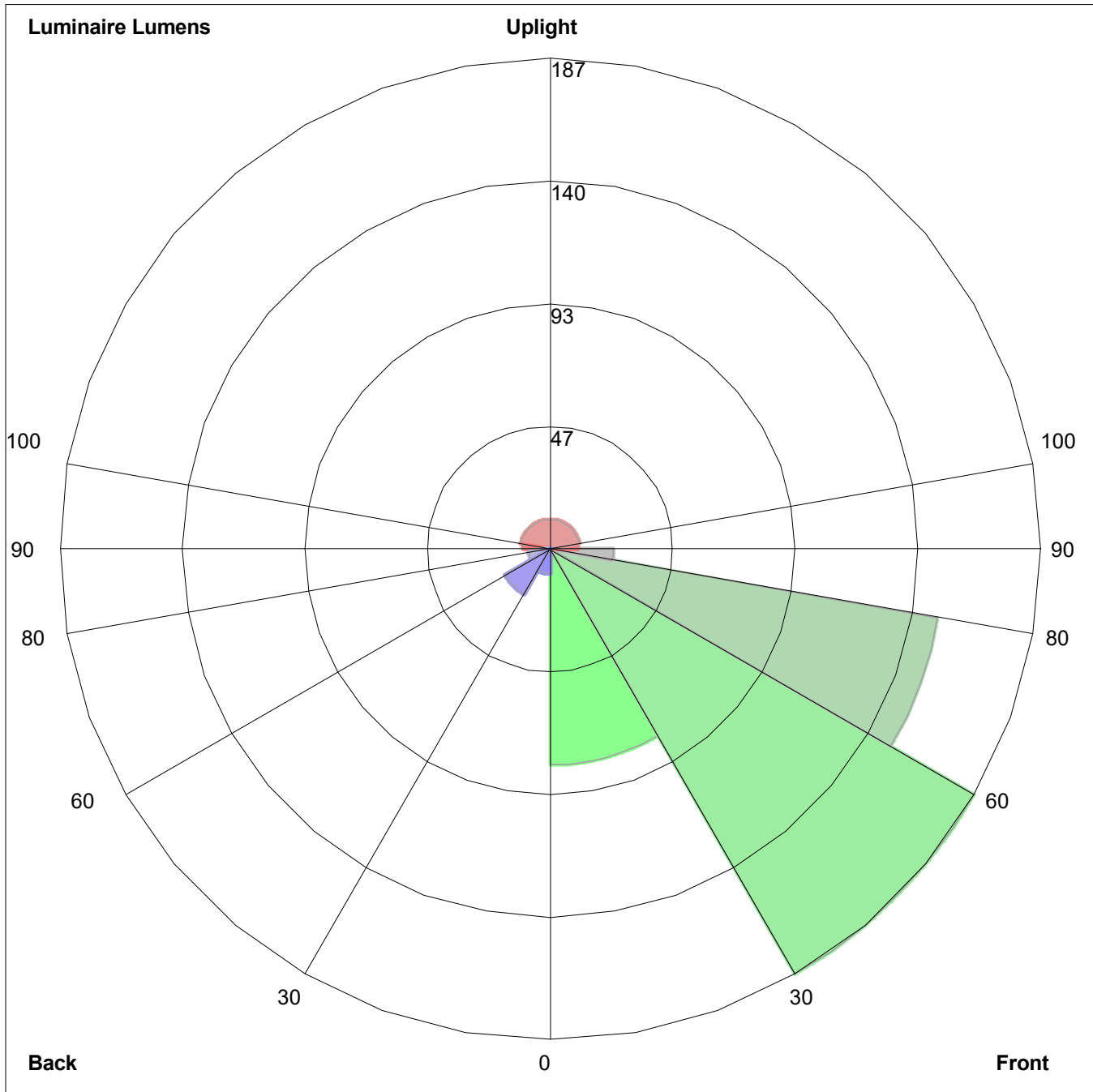
Maximum Candela = 324.2 Located At Horizontal Angle = 0, Vertical Angle = 60
1 - Vertical Plane Through Horizontal Angles (0 - 180) (Through Max. Cd.)
2 - Horizontal Cone Through Vertical Angle (60) (Through Max. Cd.)

ISOFOOTCANDLE LINES OF HORIZONTAL ILLUMINANCE



Distance In Units Of Mounting Height
 Values Based On 3 Foot Mounting Height
 1/2 Maximum Candela Trace Shown As Dashed Curve
 (+) = Maximum Candela Point

LUMINAIRE CLASSIFICATION SYSTEM (LCS) GRAPH



Luminaire Lumens:
Front: Low=82.1, Medium=186.8, High=150.0, Very High=24.2
Back: Low=9.3, Medium=19.8, High=8.3, Very High=2.1
Uplight: Low=10.4, High=11.3

BUG Rating : B0-U2-G1