

**IES FLOOD REPORT  
PHOTOMETRIC FILENAME : L01111204.IES**

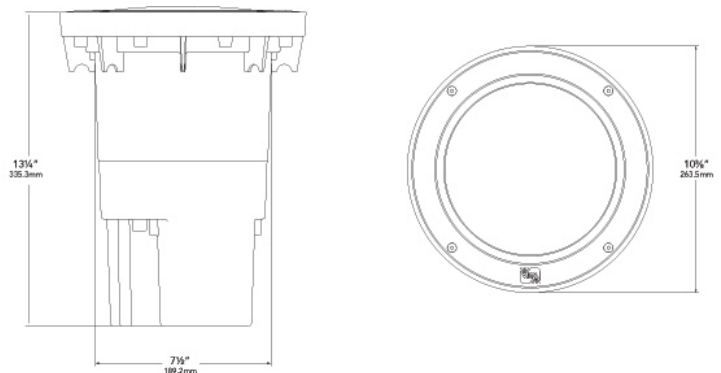
**DESCRIPTIVE INFORMATION (From Photometric File)**

IESNA:LM-63-2002  
[TEST] L0111-1204  
[TESTLAB] LIGHT LABORATORY, INC.  
[ISSUEDATE] 1/26/2011  
[MANUFAC] VISTA PROFESSIONAL OUTDOOR LIGHTING  
[LUMCAT] 1134-SS-WF-G12-70-CX  
[LUMINAIRE] 10-3/8"DIA. X 13-1/4"H. INGROUND AND WELL LIGHT  
[MORE] 70W MH LAMP WITH WIDE FLOOD REFLECTOR  
[MORE] CLEAR TEMPERED GLASS LENS  
[BALLASTCAT] HATCH MC70-1-F-UNNU  
[BALLAST] 120-277V 50/60Hz ELECTRONIC  
[LAMPPOSITION] 0,0  
[LAMPCAT] SYLVANIA MC70T6/U/G12/940  
[LAMPLUM] 5800  
[INPUT] 120VAC, 79.61W

Note: Candela values converted from Type-C to Type-B

**CHARACTERISTICS**

NEMA Type	7 H x 7 V
Maximum Candela	1323
Maximum Candela Angle	-7H -3V
Horizontal Beam Angle (50%)	104.2
Vertical Beam Angle (50%)	103.7
Horizontal Field Angle (10%)	137.3
Vertical Field Angle (10%)	137.0
Lumens Per Lamp	5800 (1 lamp)
Total Lamp Lumens	5800
Beam Lumens	2749
Beam Efficiency	47 %
Field Lumens	3235
Field Efficiency	56 %
Spill Lumens	120
Luminaire Lumens	3355
Total Efficiency	58 %
Total Luminaire Watts	79.61
Ballast Factor	1.00

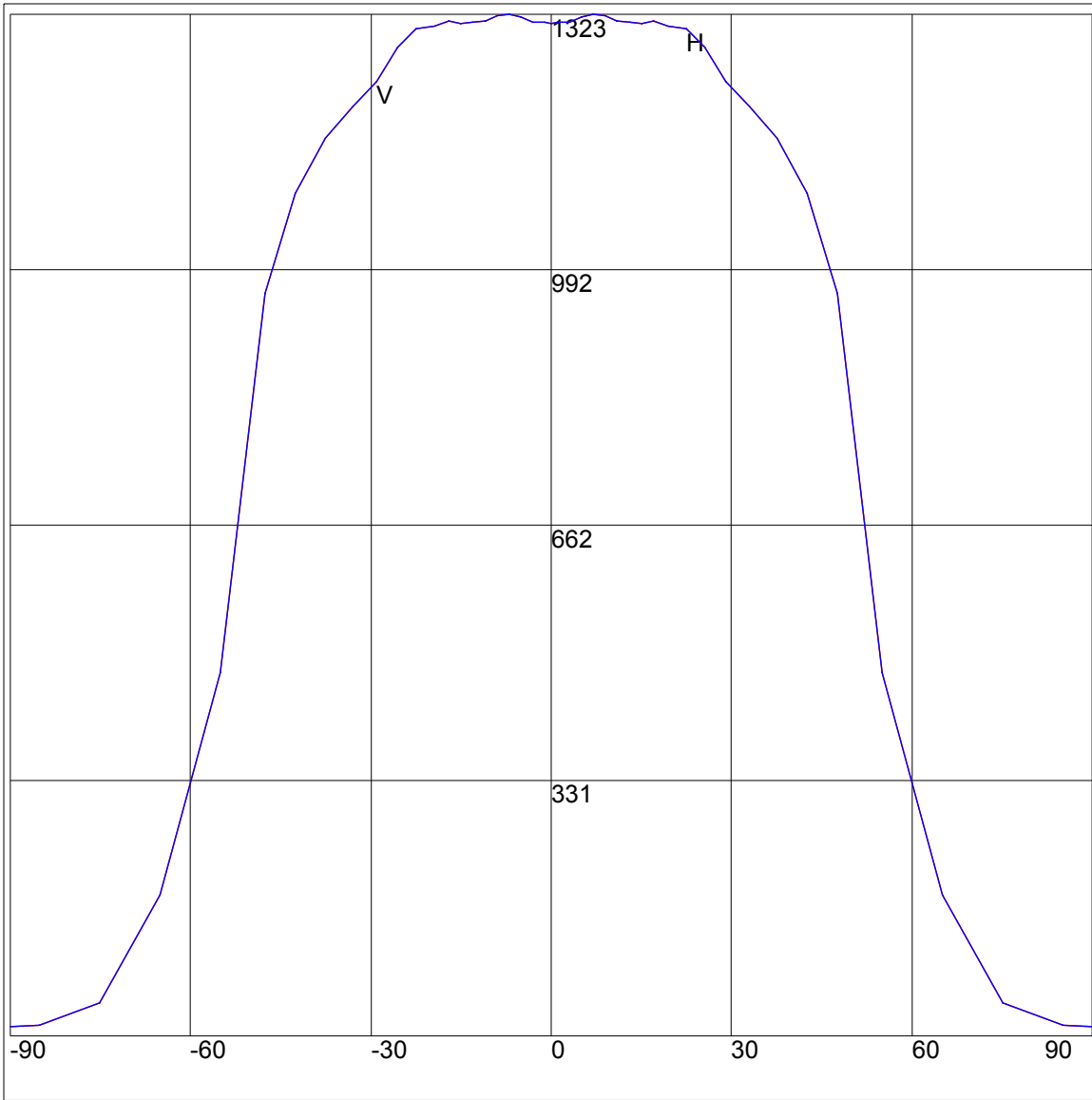


IES FLOOD REPORT  
PHOTOMETRIC FILENAME : L01111204.IES

AXIAL CANDELA

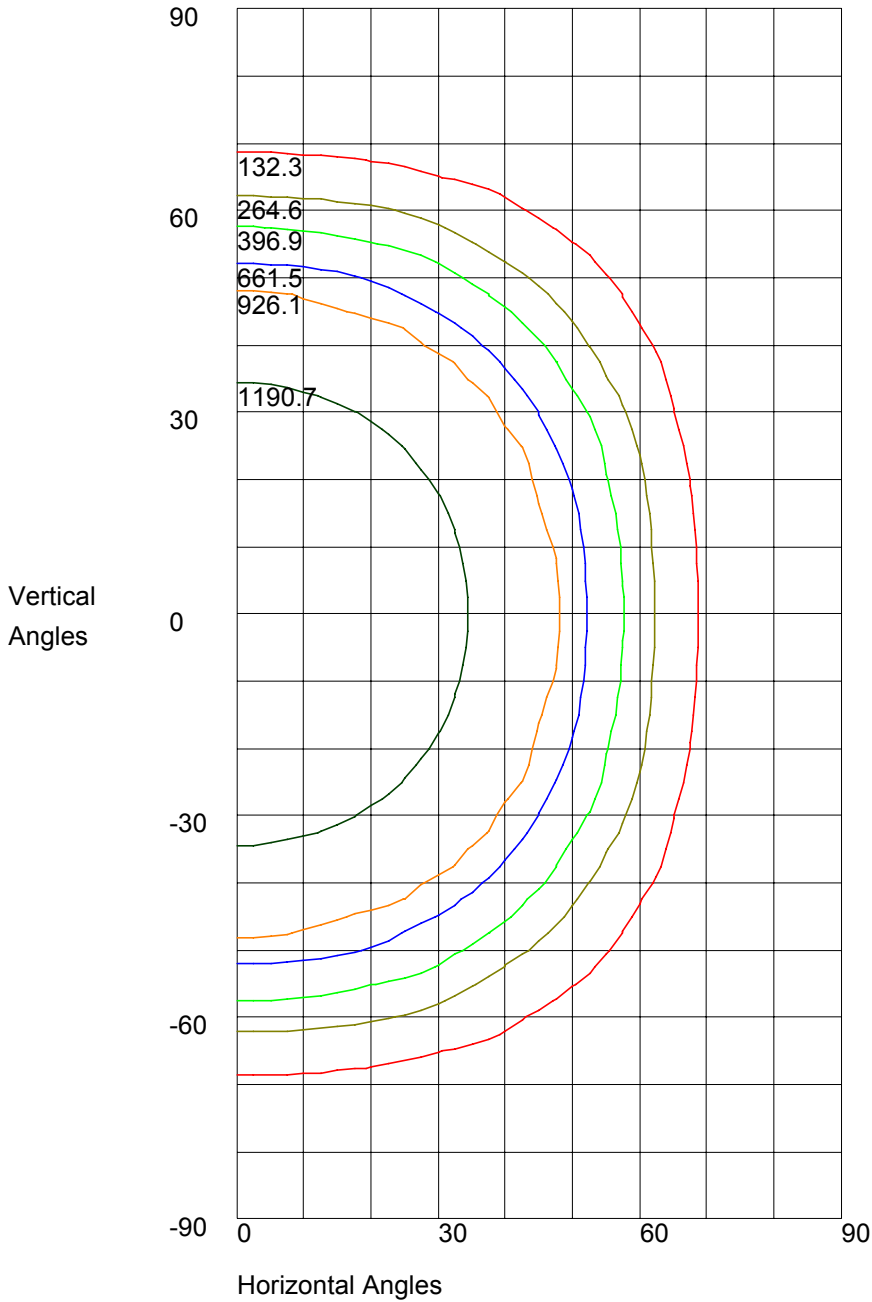
DEG.	HOR.	DEG.	VERT.
90	12	90	12
85	14	85	14
75	44	75	44
65	183	65	183
55	471	55	471
47.5	962	47.5	962
42.5	1092	42.5	1092
37.5	1163	37.5	1163
33	1204	33	1204
29	1236	29	1236
25.5	1280	25.5	1280
22.5	1304	22.5	1304
19.5	1308	19.5	1308
17	1314	17	1314
15	1311	15	1311
13	1313	13	1313
11	1315	11	1315
9	1322	9	1322
7	1323	7	1323
5	1319	5	1319
3	1313	3	1313
1	1312	1	1312
0	1311	0	1311
-1	1312	-1	1312
-3	1313	-3	1313
-5	1319	-5	1319
-7	1323	-7	1323
-9	1322	-9	1322
-11	1315	-11	1315
-13	1313	-13	1313
-15	1311	-15	1311
-17	1314	-17	1314
-19.5	1308	-19.5	1308
-22.5	1304	-22.5	1304
-25.5	1280	-25.5	1280
-29	1236	-29	1236
-33	1204	-33	1204
-37.5	1163	-37.5	1163
-42.5	1092	-42.5	1092
-47.5	962	-47.5	962
-55	471	-55	471
-65	183	-65	183
-75	44	-75	44
-85	14	-85	14
-90	12	-90	12

AXIAL CANDELA DISPLAY



Maximum Candela = 1323 Located At Horizontal Angle =-7, Vertical Angle =-3  
H - Horizontal Axial Candela  
V - Vertical Axial Candela

ISOCANDELA CURVES



Maximum Candela = 1323 Located At Horizontal Angle = -7, Vertical Angle = -3  
50% Maximum Candela = 661.5  
10% Maximum Candela = 132.3