

Photometric Test Report

IES FLOOD REPORT

PHOTOMETRIC FILENAME : L01121402.IES

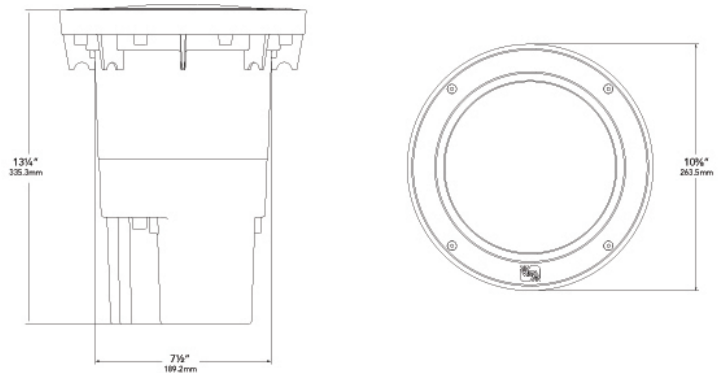
DESCRIPTIVE INFORMATION (From Photometric File)

IESNA:LM-63-2002
[TEST] L01121402
[TESTLAB] LIGHT LABORATORY, INC.
[ISSUEDATE] 2/16/2012
[MANUFAC] VISTA PROFESSIONAL OUTDOOR LIGHTING
[LUMCAT] 1134-SS-SP-G8.5-39-CX
[LUMINAIRE] 10-3/8"DIA. X 13-1/4"H. INGROUND AND WELL LIGHT
[MORE] 39W CDM LAMP WITH TIGHT SPOT REFLECTOR WITHOUT SOURCE SHIELD
[MORE] CLEAR TEMPERED GLASS LENS
[BALLASTCAT] HATCH MC39-1-F-UNNU
[BALLAST] 120-277V 50/60Hz ELECTRONIC
[LAMPPOSITION] 0,0
[LAMPCAT] SYLVANIA MC39TC/U/G8.5/830
[LAMPLUM] 3300
[INPUT] 120VAC, 44.70W

Note: Candela values converted from Type-C to Type-B

CHARACTERISTICS

NEMA Type	1 H x 1 V
Maximum Candela	42427
Maximum Candela Angle	0H 0V
Horizontal Beam Angle (50%)	6.9
Vertical Beam Angle (50%)	6.9
Horizontal Field Angle (10%)	17.3
Vertical Field Angle (10%)	17.3
Lumens Per Lamp	3300 (1 lamp)
Total Lamp Lumens	3300
Beam Lumens	308
Beam Efficiency	9 %
Field Lumens	904
Field Efficiency	27 %
Spill Lumens	760
Luminaire Lumens	1663
Total Efficiency	50 %
Total Luminaire Watts	44.7
Ballast Factor	1.00

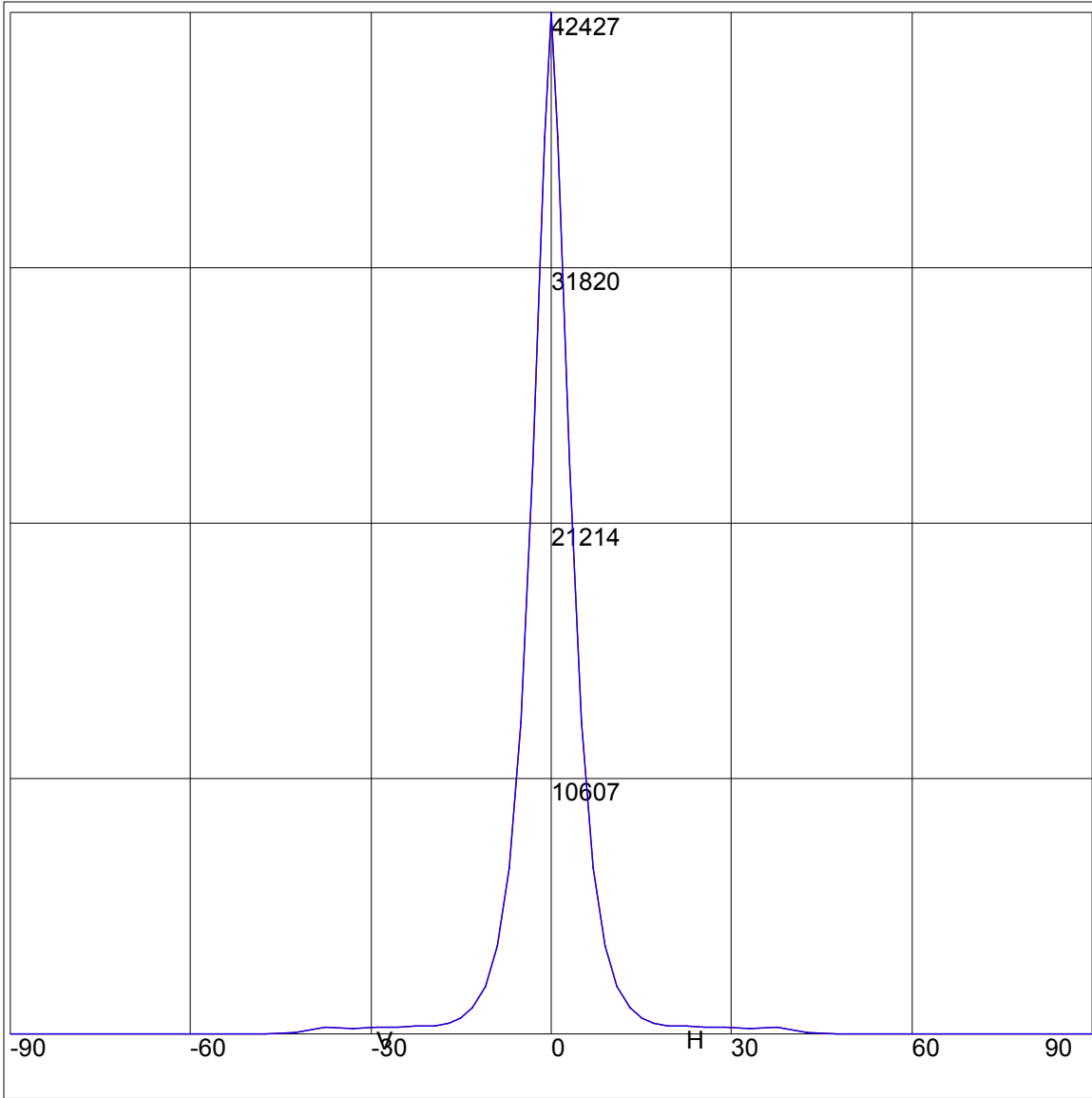


IES FLOOD REPORT
PHOTOMETRIC FILENAME : L01121402.IES

AXIAL CANDELA

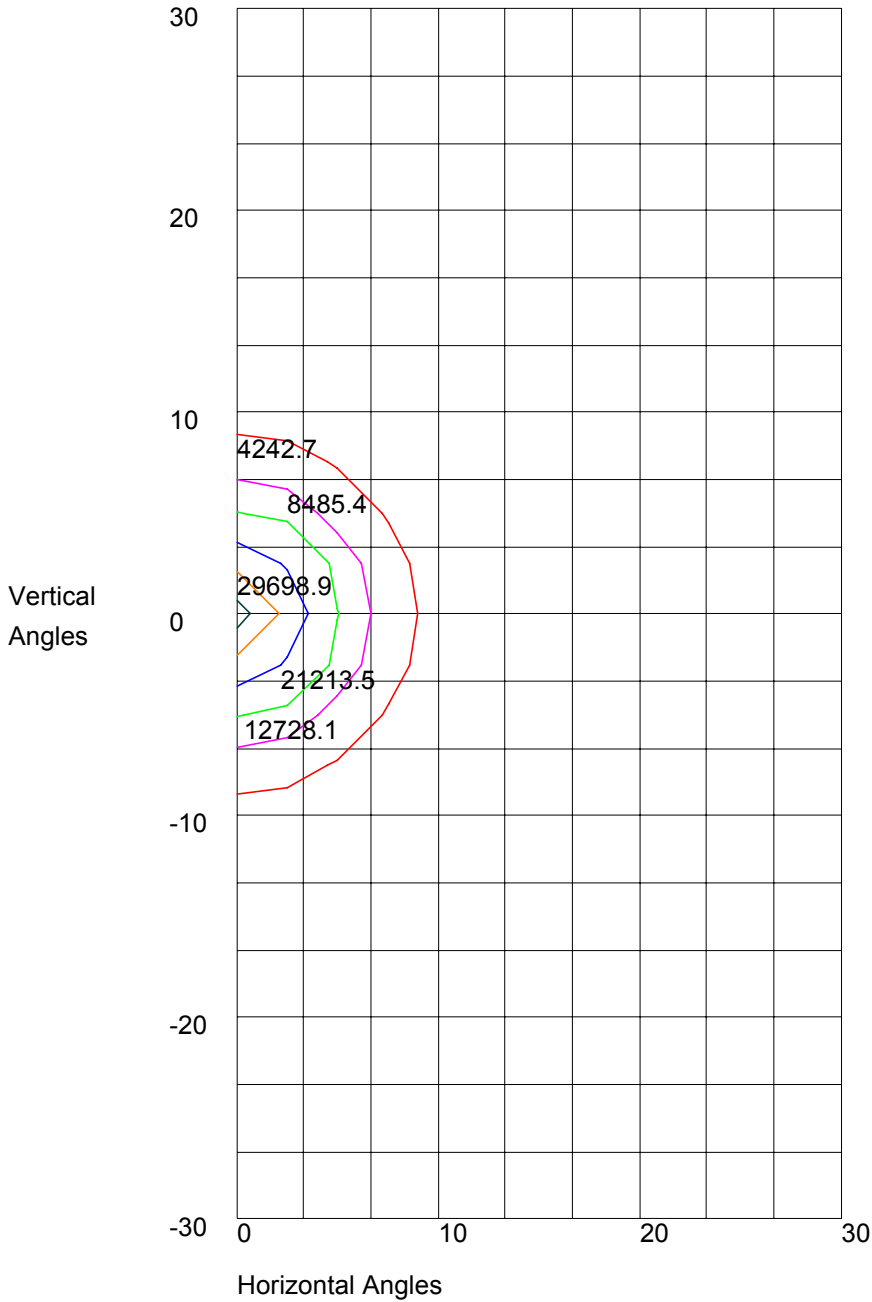
DEG.	HOR.	DEG.	VERT.
90	16	90	16
85	17	85	17
75	18	75	18
65	20	65	20
55	22	55	22
47.5	30	47.5	30
42.5	65	42.5	65
37.5	301	37.5	301
33	239	33	239
29	283	29	283
25.5	307	25.5	307
22.5	327	22.5	327
19.5	376	19.5	376
17	486	17	486
15	674	15	674
13	1127	13	1127
11	2015	11	2015
9	3695	9	3695
7	6898	7	6898
5	12953	5	12953
3	23660	3	23660
1	37233	1	37233
0	42427	0	42427
-1	37233	-1	37233
-3	23660	-3	23660
-5	12953	-5	12953
-7	6898	-7	6898
-9	3695	-9	3695
-11	2015	-11	2015
-13	1127	-13	1127
-15	674	-15	674
-17	486	-17	486
-19.5	376	-19.5	376
-22.5	327	-22.5	327
-25.5	307	-25.5	307
-29	283	-29	283
-33	239	-33	239
-37.5	301	-37.5	301
-42.5	65	-42.5	65
-47.5	30	-47.5	30
-55	22	-55	22
-65	20	-65	20
-75	18	-75	18
-85	17	-85	17
-90	16	-90	16

AXIAL CANDELA DISPLAY



Maximum Candela = 42427 Located At Horizontal Angle = 0, Vertical Angle = 0
H - Horizontal Axial Candela
V - Vertical Axial Candela

ISOCANDELA CURVES



Maximum Candela = 42427 Located At Horizontal Angle = 0, Vertical Angle = 0
50% Maximum Candela = 21213.5
10% Maximum Candela = 4242.7