



8165 E Kaiser Blvd. Anaheim, CA 92808  
www.lightlaboratory.com

Report No: L1123105130



**Report No:** L1123105130  
**Report Prepared For:** USTE dba Vista Professional Outdoor Lighting  
1625 Surveyor Ave., Simi Valley CA 93063  
**Model Number:** 1504-AB-AMB  
**Test:** Photometric/Colorimetric/Electrical Test

**Issue Date:** 12/14/2023  
**Reference:** N/A  
**Amendment:** N/A

**Standards Used:** Appropriate part or all test guidelines were used for test performed:  
*IESNA LM79: 2019* Approved Methods for Electrical and Photometric Measurements of Solid-State Lighting Products  
*ANSI NEMA ANSLG C78.377: 2017* Specification of the Chromaticity of Solid State Lighting Products  
*ANSI C82.77-10:2014:* Harmonic Emission Limits-Related Quality Requirements for Lighting Equipment

**Description of Sample:** Client submitted the sample. Received in working and undamaged condition. No modifications were necessary.

**Special Test Condition:** Fixture is tested with no special conditions.

**Date of Tests:** 12/11/23

**Seasoning of Sample:** No seasoning was performed in accordance with IESNA LM-79.

**Equipment List**

Equipment Used	Model No	Stock No	Calibration Due Date
Chroma Programmable AC Source	61604	PS-AC02	--
Yokogawa Digital Power Meter	WT210	MT-EL06-S4	4/7/25
HP Power Supply	6032A	PS-DC05-S2	--
Fluke Digital Thermometer	52K/J	MT-TP05	5/24/25
LLI Type C Goniophotometer System	RMG-C-MKII	CD-LL04-GC	--
LLI 2M Sphere	2MR97	CD-SN03-S2	--
LLI Spectroradiometer	SPR-3000	MT-SC01-S2	Before Use

**General Information**

<b>Manufacturer:</b>	USTE dba Vista Professional Outdoor Lighting
<b>Model Number:</b>	1504-AB-AMB
<b>Driver Model Number:</b>	ERP # ESS010W-0500-18, QTY:1

**Test Summary**

<b>Total Lumens:</b>	207.00
<b>Efficacy:</b>	25.99
<b>Color Redering Index:</b>	-15.3
<b>Correlated Color Temperature:</b>	1390
<b>Input Voltage (VAC/60Hz):</b>	119.98
<b>Input Current (Amp):</b>	0.0674
<b>Input Power (W):</b>	7.96
<b>Input Power Factor:</b>	0.9847
<b>Current ATHD (%):</b>	12.1%

**Test Condition**

<b>Ambient Temperature (°C):</b>	25.0
<b>Stabilization Time (Hours):</b>	0:30
<b>Total Operating Time (Hours):</b>	1:00


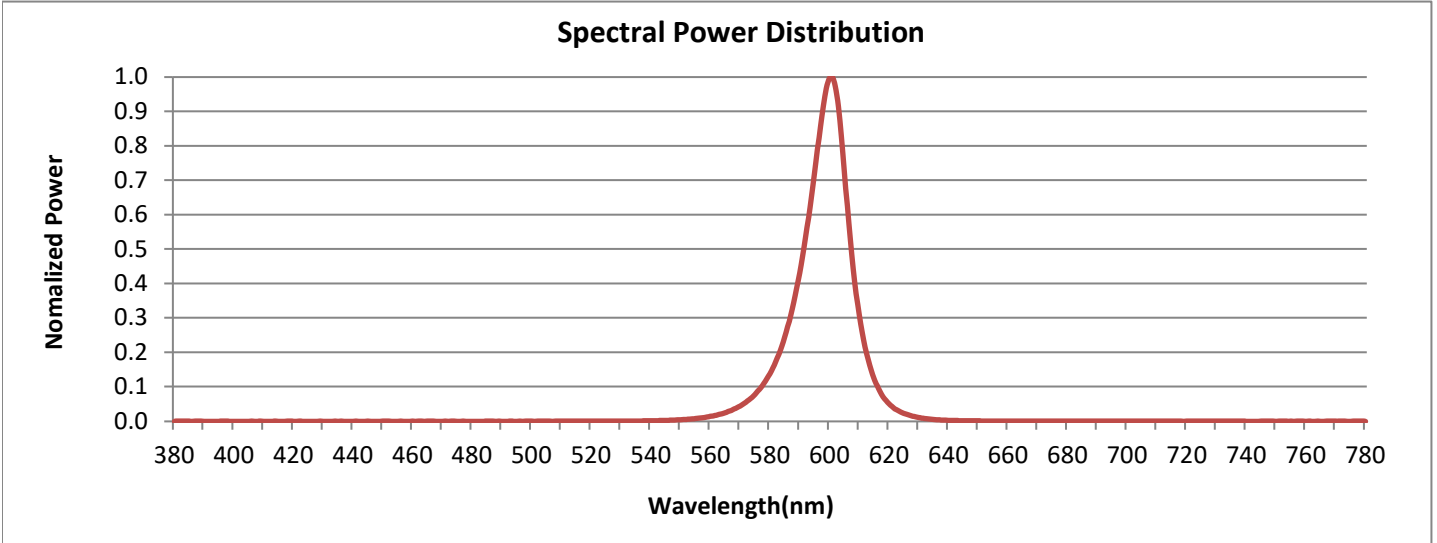


FIG. 1 LUMINAIRE

**Colorimetry Test Results**

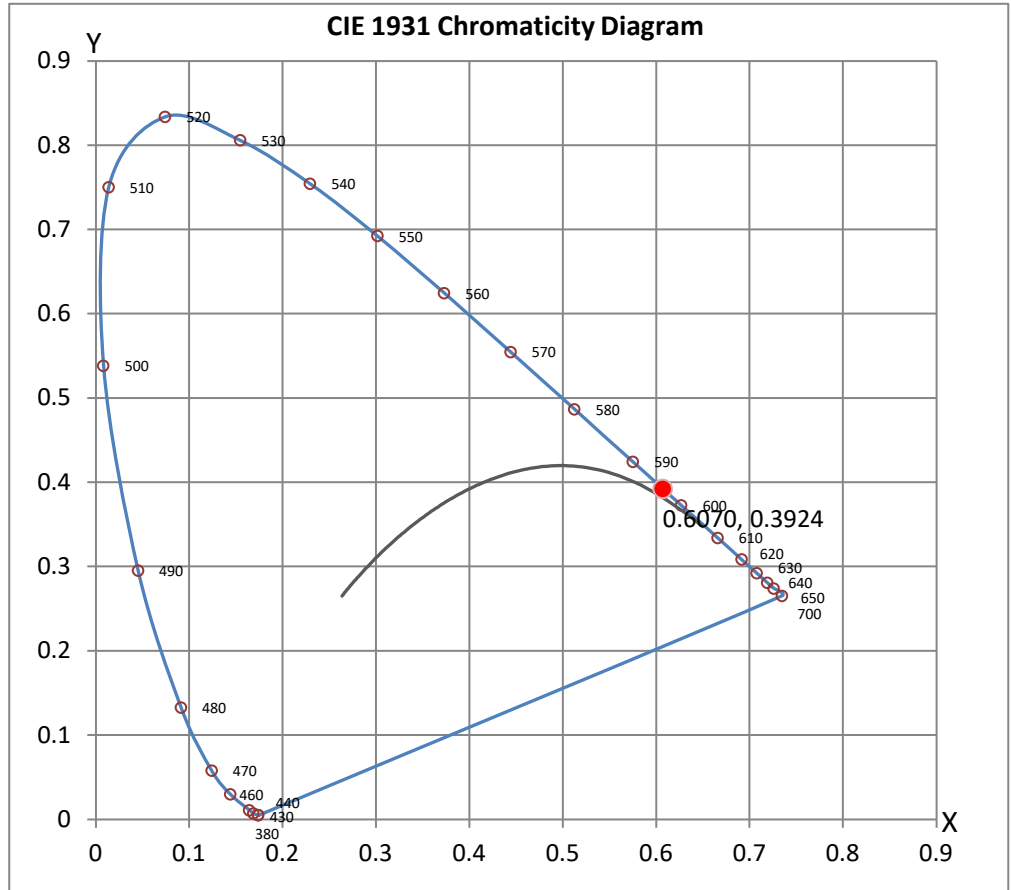


**CRI & CCT**

x	0.6070
y	0.3924
u'	0.3738
v'	0.5438
CRI	-15.30
CCT	1390
Duv	0.01288

**R Values**

R1	-26.07
R2	57.17
R3	18.00
R4	-58.92
R5	-31.06
R6	56.85
R7	-9.15
R8	-129.60
R9	-354.87
R10	38.37
R11	-79.82
R12	14.50
R13	-7.35
R14	47.88
R15	-59.97



## Test Methods

### Photometric Measurements - Goniophotometer

A Custom Light Laboratory Type C Rotating Mirror Goniophotometer was used to measure candelas(intensity) at each angle of distribution as defined by IESNA for the appropriate fixture type.

Ambient temperature is set to 25°C and is measured from the center of the fixture, within 1ft from the outside of the fixture. Temperature is maintained at 25°C throughout the testing process and the sample is stabilized for at least 30mins and longer as necessary for the sample to achieve stabilization.

Electrical measurements are measured using the listed equipment.

### Spectral Measurements - Integrating Sphere

A Sensing Spectroradiometer SPR-3000, in conjunction with Light Laboratory 2 meter integrating sphere was used to measure chromaticity coordinates, correlated color temperature(CCT) and the color rendering index(CRI) for each sample.

Ambient temperature is set to 25°C and is measured from the center of the fixture, within 1ft from the outside of the fixture. Temperature is maintained at 25°C throughout the testing process and the sample is stabilized for at least 30mins and longer as necessary for the sample to achieve stabilization.


Electrical measurements are measured using the listed equipment.

### Disclaimers:

The results related only to the samples as received and tested. This report must not be used by the customer to claim product certification, approval or endorsement by NVLAP, NIST or any agency of the Federal Government.

Report Prepared by :                     JG                    

Test Report Reviewed by:



Steve Kang  
Quality Assurance

*\*Attached are photometric data reports.*



8165 E. Kaiser Blvd. Anaheim, CA 92808  
 www.lightlaboratory.com

# Photometric Test Report

**IES ROAD REPORT**  
**PHOTOMETRIC FILENAME : L1123105130.IES**

**DESCRIPTIVE INFORMATION (From Photometric File)**

IESNA:LM-63-2002  
 [TEST] L1123105130  
 [TESTLAB] LIGHT LABORATORY, INC. (www.lightlaboratory.com)  
 [ISSUEDATE] 12/12/2023  
 [MANUFAC] USTE dba Vista Professional Outdoor Lighting  
 [LUMCAT] 1504-AB-AMB  
 [LUMINAIRE] 1504 (Steplight-Vertical) Amber output  
 [BALLASTCAT] ERP # ESS010W-0500-18, QTY:1  
 [OTHER] INDICATING THE CANDELA VALUES ARE ABSOLUTE AND  
 [MORE] SHOULD NOT BE FACTORED FOR DIFFERENT LAMP RATINGS.  
 [INPUT] 120 VAC  
 [TEST PROCEDURE] IESNA:LM-79-19

**CHARACTERISTICS**

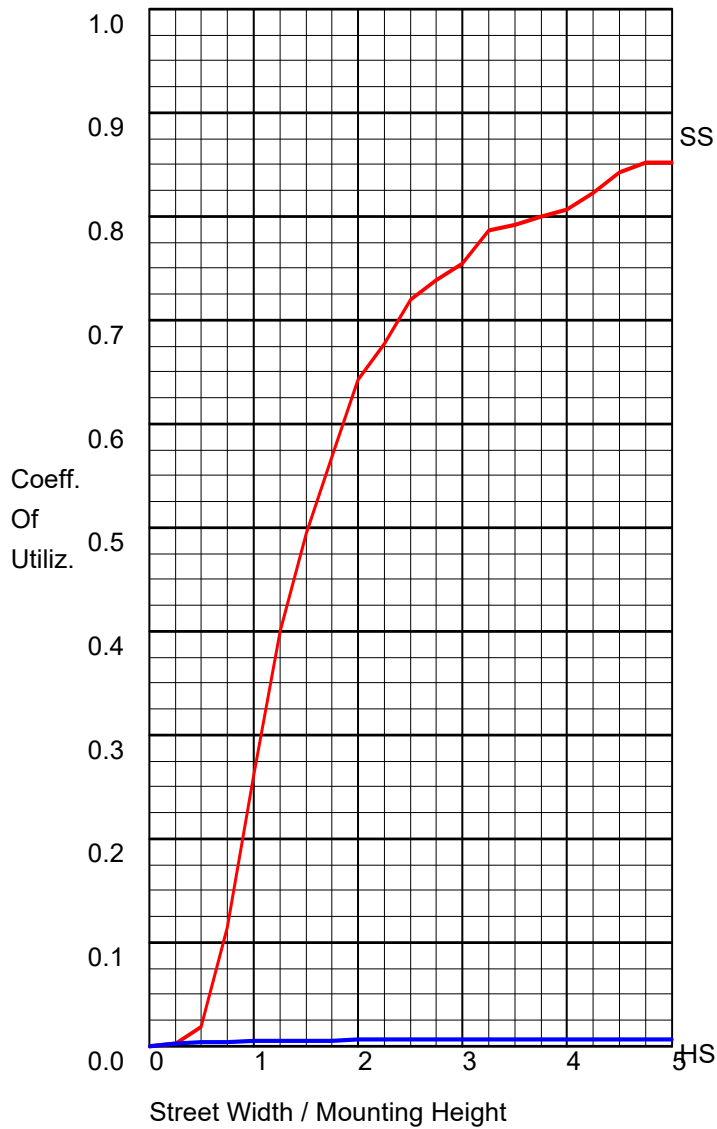
IES Classification	Type IV
Longitudinal Classification	Very Short
Lumens Per Lamp	N.A. (absolute)
Total Lamp Lumens	N.A. (absolute)
Luminaire Lumens	207
Downward Total Efficiency	N.A. (absolute)
Total Luminaire Efficiency	N.A. (absolute)
Luminaire Efficacy Rating (LER)	26
Total Luminaire Watts	7.96
Ballast Factor	1.00
Upward Waste Light Ratio	0.07
Maximum Candela	207
Maximum Candela Angle	15H 45V
Maximum Candela (<90 Degrees Vertical)	207
Maximum Candela Angle (<90 Degrees Vertical)	15H 45V
Maximum Candela At 90 Degrees Vertical	10 (4.8% Luminaire Lumens)
Maximum Candela from 80 to <90 Degrees Vertical	97 (46.9% Luminaire Lumens)
Cutoff Classification (deprecated)	N.A. (absolute)

**IES ROAD REPORT**  
**PHOTOMETRIC FILENAME : L1123105130.IES**

**LUMINAIRE CLASSIFICATION SYSTEM (LCS)**

	Lumens	% Lamp	% Luminaire
FL - Front-Low (0-30)	2.2	N.A.	1.1
FM - Front-Medium (30-60)	101.1	N.A.	48.8
FH - Front-High (60-80)	72.0	N.A.	34.7
FVH - Front-Very High (80-90)	16.9	N.A.	8.2
BL - Back-Low (0-30)	0.2	N.A.	0.1
BM - Back-Medium (30-60)	0.5	N.A.	0.3
BH - Back-High (60-80)	0.5	N.A.	0.3
BVH - Back-Very High (80-90)	0.3	N.A.	0.1
UL - Uplight-Low (90-100)	3.8	N.A.	1.8
UH - Uplight-High (100-180)	9.7	N.A.	4.7
Total	207.2	N.A.	100.0
BUG Rating	B0-U1-G1		

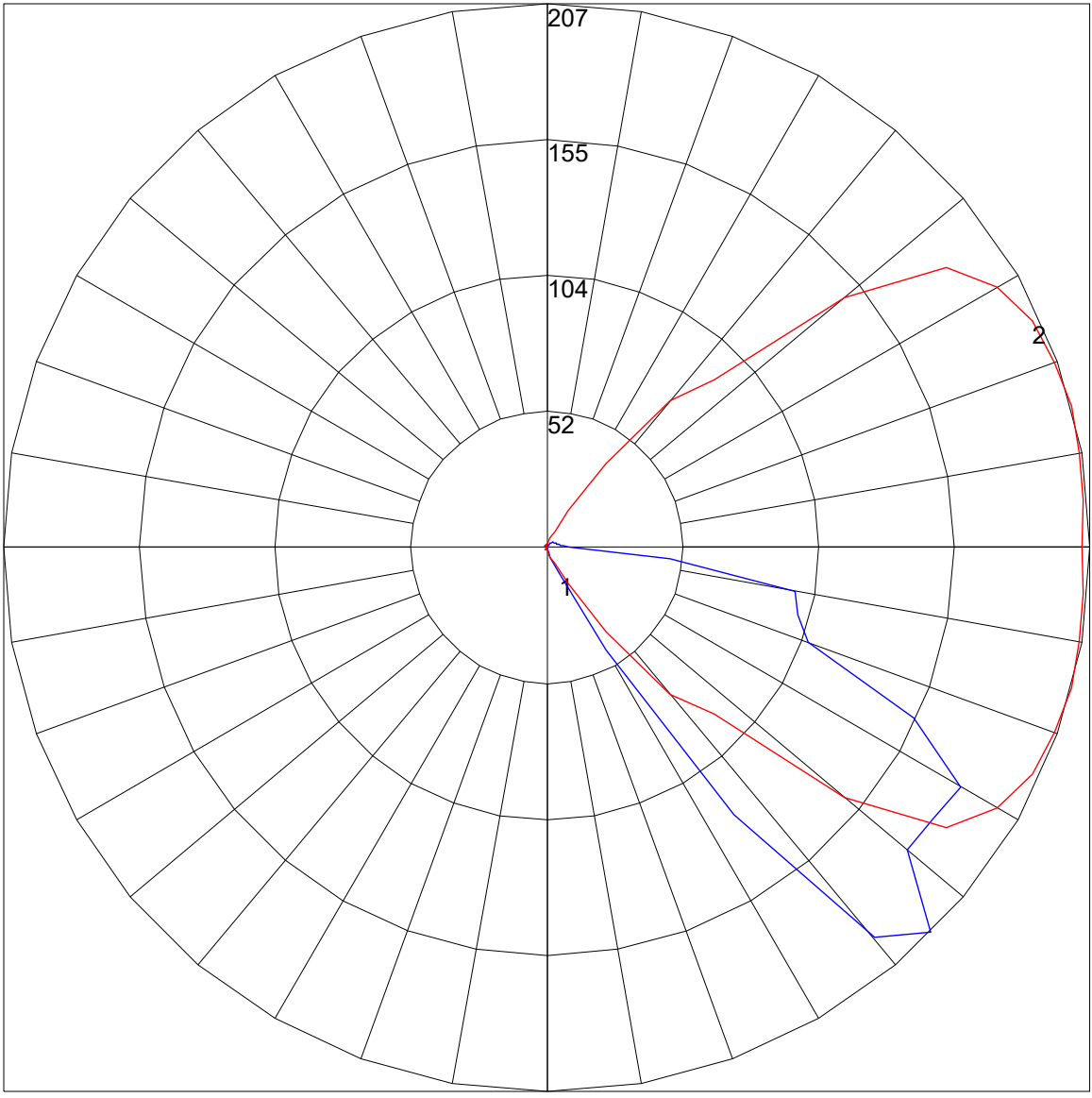
**COEFFICIENTS OF UTILIZATION**



**FLUX DISTRIBUTION**

	Lumens	Percent Of Luminaire
Downward Street Side	192.2	92.7
Downward House Side	1.5	0.7
Downward Total	193.7	93.4
Upward Street Side	10.5	5.0
Upward House Side	3.1	1.5
Upward Total	13.6	6.6
<b>Total Flux</b>	<b>207.3</b>	<b>100.0</b>

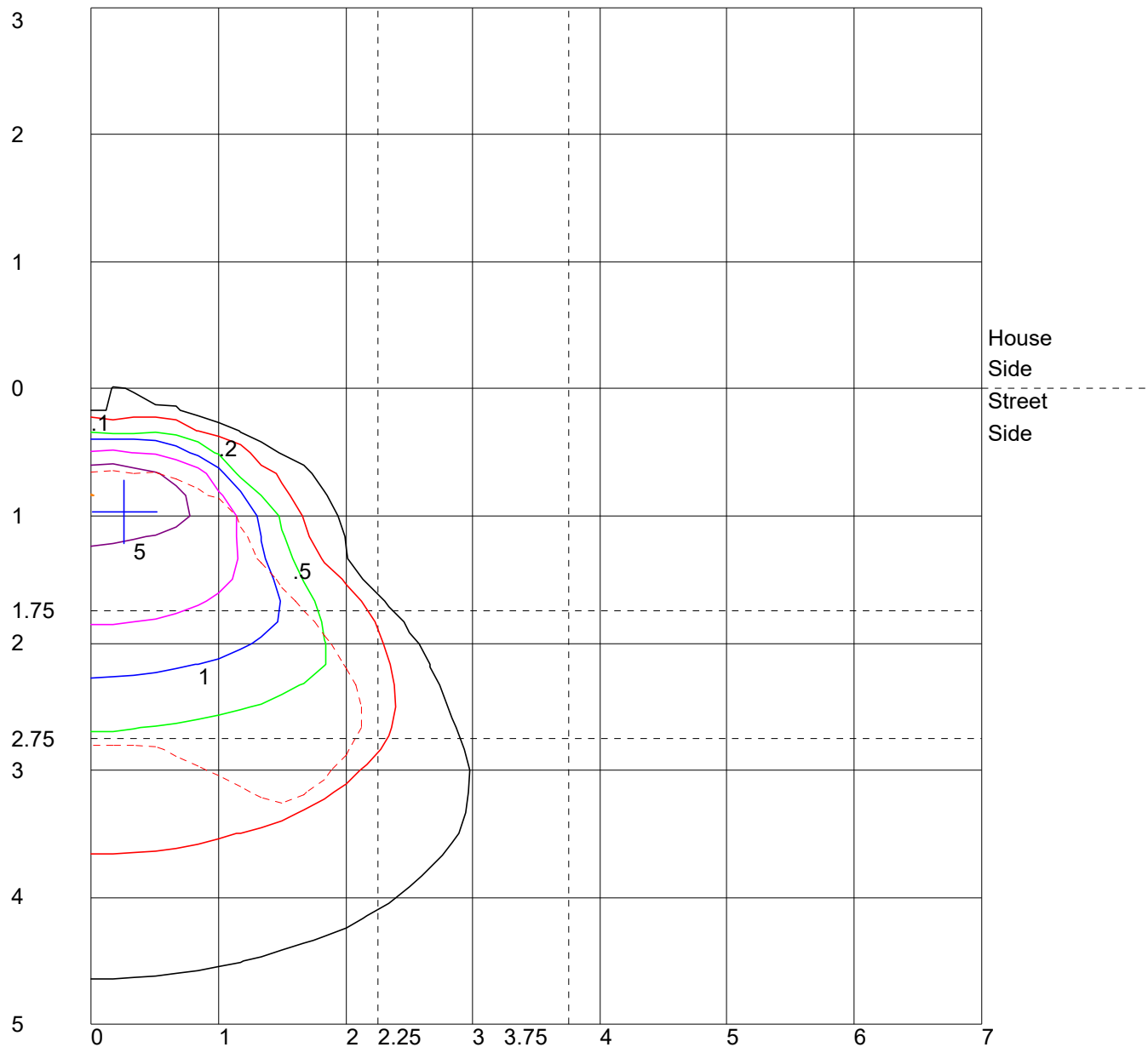
POLAR GRAPH



Maximum Candela = 207 Located At Horizontal Angle = 15, Vertical Angle = 45  
# 1 - Vertical Plane Through Horizontal Angles (15 - 195) (Through Max. Cd.)  
# 2 - Horizontal Cone Through Vertical Angle (45) (Through Max. Cd.)



ISOFOOTCANDLE LINES OF HORIZONTAL ILLUMINANCE



Distance In Units Of Mounting Height  
 Values Based On 3 Foot Mounting Height  
 1/2 Maximum Candela Trace Shown As Dashed Curve  
 (+) = Maximum Candela Point